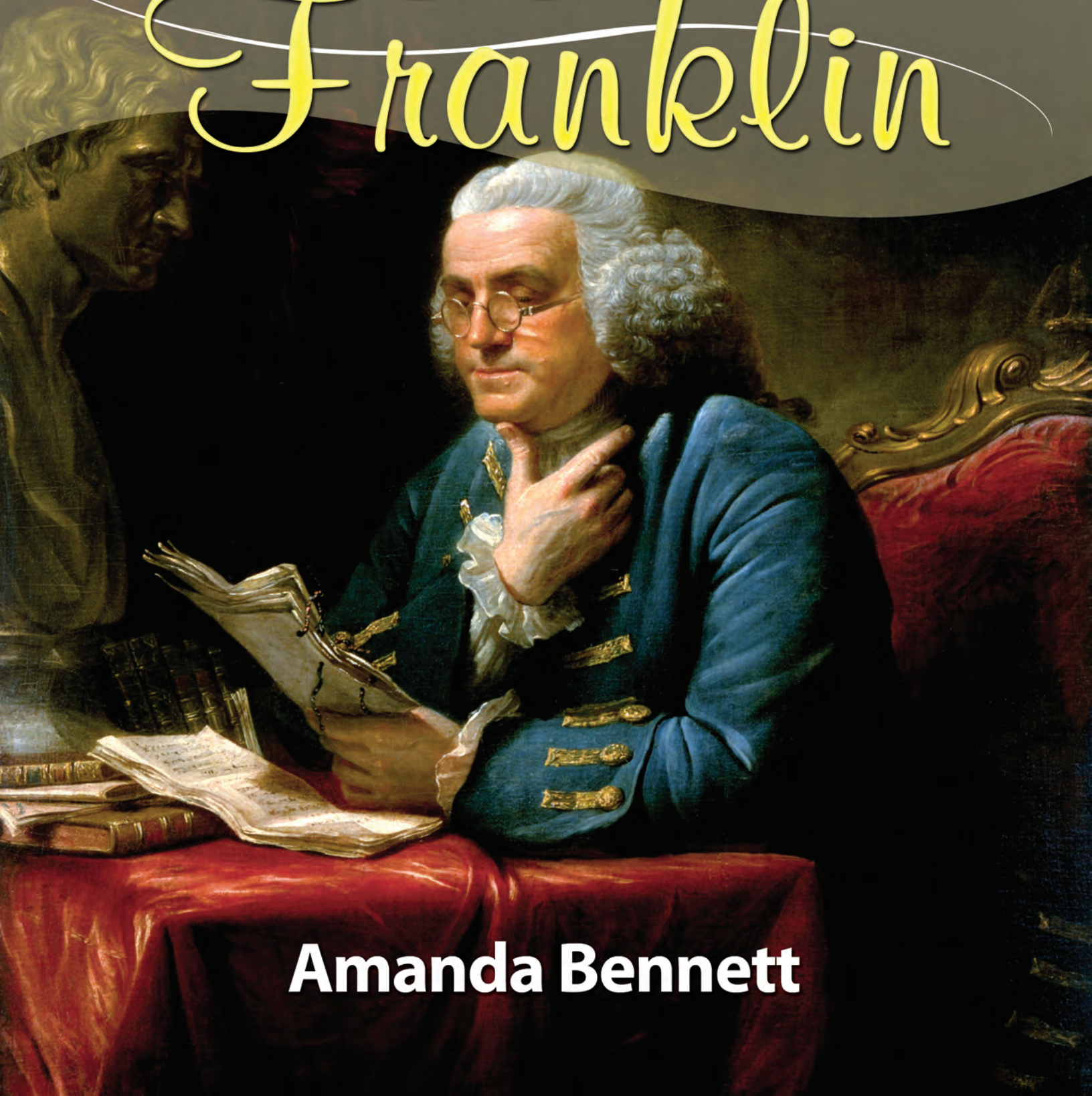


Ben Franklin



Amanda Bennett

Ben Franklin

Table of Contents

Introduction	4
Daily Objectives	5
Book Suggestions.....	6
Introduction to Lapbooking.....	8
Day 1: Who Was Ben Franklin?	9
Day 2: People and Places in Ben Franklin's Life.....	19
Day 3: The Accomplishments of Ben Franklin	28
Day 4: Lessons to Learn From Ben Franklin	37
Day 5: Remembering Ben Franklin	48
Fun Family Ideas	59

Introduction

By Amanda Bennett

Ben Franklin is a hero of many Americans, even though more than 200 years have passed since he helped lay the foundation of this country. I remember hearing about Ben Franklin and his kite experiment, and learning about his hard work to help our country earn freedom. For his efforts to establish public libraries, volunteer fire departments, and a postal system, he has become someone who is much admired. This next generation of children can also learn from the examples that he set with his own life and pursuits, and this study/lapbook will help them enjoy the learning adventure.

Children can learn so much from people in history, and Ben Franklin is one of the best examples. One of the themes of the Download N Go™ Series focuses on people who played key roles in history. Ben Franklin is the next title in the biography theme of Download N Go™, and we are excited to introduce this new topic.

As you begin Ben Franklin, get ready for a wonderful learning adventure about a great American and Founding Father. Your child will investigate who he was and how he spent his childhood, his adventures and inventions, and some of his amazing accomplishments in the founding of the United States. Each day, your child will explore and investigate, creating and adding more learning components to his Ben Franklin lapbook—building a wonderful reminder of all that he is learning to be enjoyed for years to come.

With Download N Go™ unit studies, you are beginning a new kind of learning experience. Each study is one week in length, having five daily lessons with lapbook components for each day. The name, Download N Go™, comes from the concept that these studies are ready to use as soon as you have downloaded them. No preparation or waiting time or other expensive resources are required. A few inexpensive items are needed for the lapbook—a simple file folder, a glue stick, safety scissors, stapler, and crayons or markers. That's it—simple, effective, and what a way to learn!

From learning about Franklin's childhood and family to getting a taste of American history, this is going to be an exciting adventure. Your child will be answering questions that include:

Who was Ben Franklin?

What kinds of things did he invent?

What were some of the good character traits of Ben Franklin?

So get ready for the adventure, and thanks for spending a week with us as we begin learning about Ben Franklin!



Notes to parents: Remember that Internet site content can change overnight. Please check the sites that you plan to use before your child visits them in the study. Some of the videos in this study are hosted by YouTube and include Google ads that cannot be completely avoided. These ads can be hidden by clicking on the X in the upper-right corner of the ad banner.



To conserve printer ink, please note that most printers have a variety of printing options (draft mode, economy mode, grayscale, black and white, etc.) which may reduce your ink usage. Refer to [this guide](#) for assistance in exploring your printer's options.

Daily Objectives

Day 1: Who Was Ben Franklin?

1. What do you know about Ben Franklin?
2. When and where was he born?
3. What kind of education did Ben Franklin receive?
4. What did Franklin like to do when he was a child?

Day 2: People and Places in Ben Franklin's Life

1. Investigate Ben Franklin, the printer and writer.
2. What do we know about his family?
3. Learn about some of the places that Ben lived.
4. Who were the Founding Fathers?

Day 3: The Accomplishments of Ben Franklin

1. What kinds of things did Ben Franklin invent?
2. Learn about Ben Franklin, the inventor.
3. What is the story of the kite and the key?
4. What kinds of services did Ben develop for the colonists?

Day 4: Lessons to Learn From Ben Franklin

1. What are some good character traits of Ben Franklin?
2. Investigate Ben Franklin, the statesman.
3. What two very important documents did he help write?
4. What did Ben Franklin teach Americans about serving their country?

Day 5: Remembering Ben Franklin

1. What is the Benjamin Franklin National Memorial, and where is it?
2. How did the U.S. Post Office honor Benjamin Franklin?
3. What national monument honoring Benjamin Franklin is in Washington, D.C.?
4. What forms of American money carry the face of Ben Franklin?

Day 1

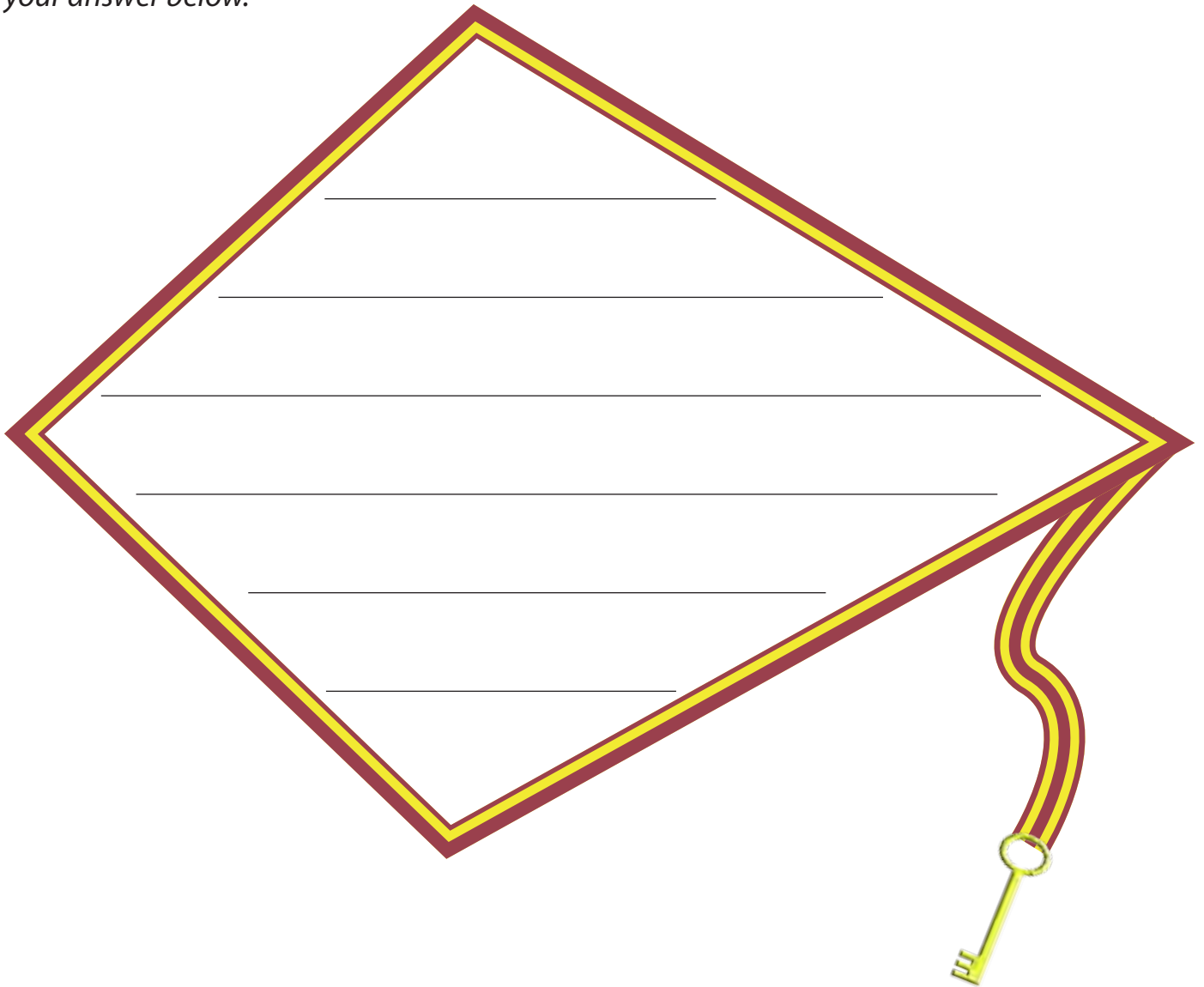
Who Was Ben Franklin?

We are going to spend this week learning about a very interesting and famous American named Benjamin Franklin. Before we begin, let's take a look at these videos:

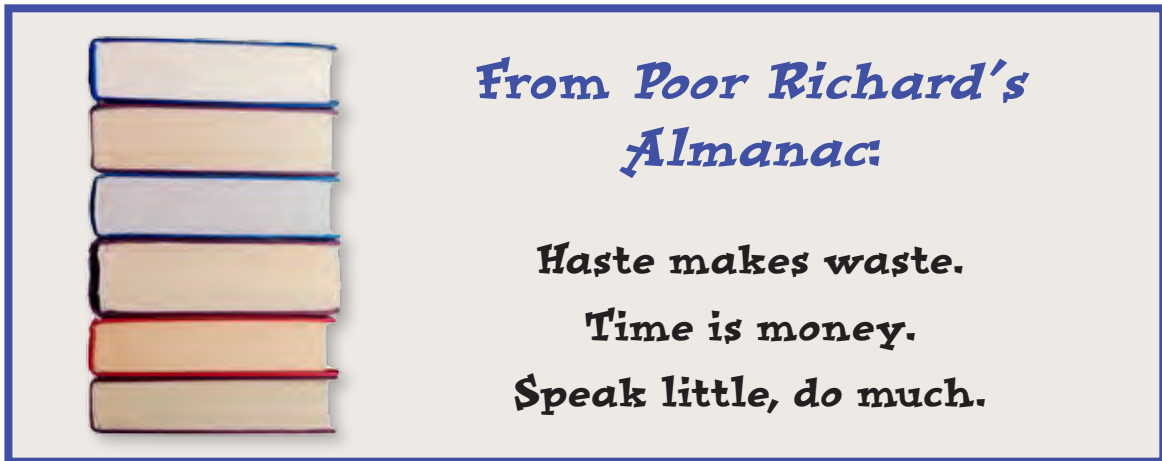
Video: [Ben Franklin](#)

Video: [Independence Day at Independence Hall](#)

Now, let's begin at the beginning. What do you already know about Ben Franklin? *Write your answer below.*



A large diamond-shaped writing area with a yellow and maroon border, containing six horizontal lines for writing. A yellow key is attached to the bottom right corner of the diamond.



It always helps when you begin to study a person's life to find out when he was born. When was Benjamin Franklin born? *Write your answer below.*

When Was Ben Born?

Benjamin Franklin was born on _____.

When were you born?

How many years was Ben Franklin born before you were born?

So, you can say that Ben Franklin is _____ years older than you!