Download N Go™

Go for learning. Go for fun. Go for adventure.

Mother's Day



Amanda Bennett

Download N Go® (DNG) End User License Agreement ("License")

READ THIS END USER LICENSE AGREEMENT ("License") CAREFULLY BEFORE PURCHASING, DOWNLOADING, OR INSTALLING ANY DNG PRODUCTS. DOWNLOADING, INSTALLING, OR USING DNG PRODUCTS CONSTITUTES AN AGREEMENT TO ABIDE AND BE BOUND BY EACH AND ALL OF THE TERMS OF THIS LICENSE.

This Download N Go® product purchased by download, CD-ROM or online updates ("Original Product"), printed materials and on-line or electronic documentation relating to the Original Product ("Manuals"), and all copies, reproductions and derivative works relating to or created from the Original Product (individually and collectively, "DNG Products") are copyrighted and protected works belonging to Amanda Bennett and published by Southern Hodgepodge, LLC (individually and collectively, "Licensor"). All rights to the DNG Products, other than the limited use rights granted in this Agreement, are specifically reserved and held to and by one or both of the Licensor entities, pursuant to U.S. and international laws and private agreements between the Licensor entities.

Use of DNG Products is governed by the terms of this End User License Agreement ("License") and any related DNG Multi-User License Agreements ("Site Licenses") or private agreements in writing between Licensor and third parties. DNG Products are sold and distributed for use by authorized end users ("Permitted Users") according to the terms of the License only. Any person accessing or using DNG Products is a "User" bound by this License. Non-permitted uses by Users who are not also Permitted Users constitutes an actionable breach and violation of this License. Unauthorized use, reproduction, copying, sharing, sale, transfer or distribution of DNG Products is prohibited.

1. Limited Use License. All use of DNG Products is subject to this License, relevant terms of use, and any applicable Site Licenses (collectively, "Other Applicable Agreements"), the terms of which are hereby incorporated into this License by reference as if fully set forth herein. DNG Products may be used by Permitted Users only. A "Permitted User" is (a) an individual who has purchased one or more DNG Products, (b) an individual who receives one or more unopened, properly purchased DNG Products as a gift, (c) individuals who receive licensed copies of DNG Products pursuant to a valid Site License, or (d) immediate family members of individuals mentioned in (a), (b) or (c) who also share a residence with such individual. Licensor hereby grants each Permitted User a limited, non-exclusive license to download, save, install and utilize one (1) copy of the purchased DNG Products for personal use by the Permitted User and members of the Permitted User's immediate family only. DNG Products may be installed on one (1) or more computers or electronic devices belonging to or under the personal control of the Permitted User, provided that the relevant DNG Product is used on no more than one (1) computer or electronic device at any given time. Notwithstanding anything in this Agreement to the contrary, a DNG Product may be installed and/or used on more than one (1) computer or electronic device simultaneously only if all simultaneous users are siblings and the minor children of a Permitted User who are using the DNG Product for simultaneous private homeschooling study or review. Downloading, installation and/or use of DNG Products constitutes the user's acceptance of and consent to be bound Iby this License, all Other Applicable Agreements and applicable law.

2. No Duplication or Resale. Users may make one (1) copy of each DNG Product purchased for archival purposes only ("Archival Copy"). Aside from the Archival Copy, Users may not duplicate, copy, photocopy, reproduce, modify, translate, disassemble, distribute, derive or edit source code, or create derivative works based on DNG Products, and may not remove any copyright or other notices placed on or in DNG Products. Users may not install DNG Products on additional computers or electronic devices or make copies of DNG Products for purposes of sharing them with additional users other than (a) members of a Permitted User's immediate family who share a residence with the Permitted User, or (b) as permitted by the express terms of a Site License or Other Applicable Agreement between the copier and Licensor. Permitted Users subject to Other Agreements which permit production of additional copies of DNG Products may make and/or distribute only the limited number of copies permitted by those Other Applicable Agreements. Failure to comply with the terms of this paragraph constitutes a material breach of this License resulting in immediate, automatic termination of the License, and may subject breaching individuals and entities to civil and/or criminal liability.

3. No Sharing, Transfer or Resale. This License and DNG Products purchased in connection therewith are personal to the original Permitted User(s) and may not be copied, shared or transferred to third parties except as expressly permitted by this License and Other Applicable Agreements, if any. Users may not sell, rent, lease, license, loan, or transfer the DNG Products, copies of the DNG Products or use of the DNG Products to any other person or entity except as expressly permitted by this License or Other Applicable Agreements, if any. Users may not use or exploit part or all of any DNG Product for any commercial purpose or in any group educational setting outside the Permitted User's home or individual homeschool without the advance written consent of Licensor. Users are prohibited from selling or reselling DNG Products, including without limitation "used," partially used or previously owned DNG Products. **Resale of DNG Products without the advance written consent of Licensor constitutes a material breach of this License.**

4. Termination. This License is effective until terminated. Users may terminate the License at any time by (a) destroying or erasing all hard copies of DNG Products and (b) removing all DNG Products from the User's computer(s), electronic devices and backup drive(s), provided that subsequent purchase, repurchase, installation, reinstallation, and/or use of DNG Products constitutes the User's renewed agreement to be bound and abide by this License. Licensor reserves the sole discretion to terminate this License with respect to any User(s) who fail to comply with the terms and conditions of this License and Other Applicable Agreements ("Breaching Users"). Breaching Users must destroy their copies of DNG Products and remove DNG Products from their computer(s), electronic devices and backup drive(s) immediately upon receipt of notice that Licensor has terminated their License to use the DNG Products.

5. Ownership of DNG Products. Ownership rights and title to DNG Products, including without limitation copyright, trademark and other intellectual property rights, are the sole property of Amanda Bennett, subject to publishing contracts with Unit Studies by Amanda Bennett, LLC. DNG Products are protected by the laws of the United States, international laws, treaties and conventions, and other applicable laws. All rights are reserved. DNG Products may also contain licensed or protected materials belonging to third parties and used by Licensor with permission from third-party owners ("Third-Party Content"). In the event of any violation of this License or applicable law, the owners of Third-Party Content may enforce their rights separately from or in connection with Licensor.

6. Limited Warranty and Disclaimer of Warranties. Except for the limited warranty contained below, Licensor expressly disclaims any and all warranties on DNG Products to the maximum extent permitted by applicable law. DNG PRODUCTS ARE PROVIDED "AS IS" WITHOUT ANY WARRANTY OF ANY KIND, EXPRESS OR IMPLIED, INCLUDING WITHOUT LIMITATION IMPLIED WARRANTIES OF CONDITION, DEFECT, USE, MERCHANTABILITY AND FITNESS FOR A PARTICULAR PURPOSE. User accepts all risk associated with or arising out of downloading, installation, use and performance DNG Products, provided that Licensor warrants that the DNG Products shall be free from material defects in material and workmanship at the time of purchase ("Covered Defects"). In the event a Permitted User provides Licensor with notice of a verifiable Covered Defect, Licensor will either (a) correct the Covered Defect, (b) provide the Permitted User with a replacement product or similar product of equal or lesser value, or (c) refund the Permitted User's purchase price, at Licensor's sole option and discretion. Licensor will not correct or warrant any defect, including without limitation Covered Defects, reported by persons or entities who cannot verify their identity as Permitted Users. THE FOREGOING REPRESENTS THE SOLE, EXCLUSIVE REMEDY FOR THE LIMITED WARRANTY SET FORTH IN THIS PARAGRAPH. EXCLUSIONS, LIMITATIONS AND DISCLAIMERS CONTAINED IN THIS PARAGRAPH DO NOT APPLY TO THE EXTENT PROHIBITED BY APPLICABLE LAW. INDIVIDUALS' RIGHTS MAY VARY BY JURISDICTION.

7. Limitation of Liability. LICENSOR DISCLAIMS ANY AND ALL RESPONSIBILITY AND LIABILITY FOR THE ACCURACY, INACCURACY, LEGALITY, RELIABILITY, OPERABILITY, FUNCTIONALITY, AVAILABILITY AND CONTENT OF DNG PRODUCTS. LICENSOR DISCLAIMS ANY AND ALL RESPONSIBILITY AND LIABILITY FOR DAMAGES CAUSED BY, ARISING OUT OF, RESULTING FROM, OR RELATING TO DNG PRODUCTS OR ANY PERSON DISPLAYING, UPLOADING, DOWNLOADING, INSTALLING, ACCESSING OR USING DNG PRODUCTS. LICENSOR DISCLAIMS ANY AND ALL RESPONSIBILITY AND LIABILITY FOR ERRORS, OMISSIONS, SUSPENSION, DELETION, MISDELIVERY OR UNAVAILABILITY OF COMPUTER HARDWARE, SOFTWARE AND OTHER PERSONAL PROPERTY BELONGING TO ANY PERSON OR ENTITY. LICENSOR WILL NOT BE RESPONSIBLE OR LIABLE FOR ANY DAMAGES, INCLUDING WITHOUT LIMITATION ACTUAL, DIRECT, INDIRECT, INCIDENTAL, SPECIAL AND CONSEQUENTIAL DAMAGES, CAUSED BY, RESULTING FROM OR ARISING OUT OF (A) USE, MISUSE OR LACK OF USE OF DNG PRODUCTS, (B) MATERIAL, INFORMATION, ADVICE, GOODS OR SERVICES LEARNED, PURCHASED OR OBTAINED THROUGH OR AS A RESULT OF DNG PRODUCTS, OR (C) ANY OTHER CAUSE, EFFECT, ACTION, CONSEQUENCE OR DAMAGE NOT DIRECTLY CAUSED BY OR RESULTING FROM THE WILLFUL MISCONDUCT OF LICENSOR. EXCLUSIONS AND DISCLAIMERS CONTAINED IN THIS LIMITATION OF LIABILITY DO NOT APPLY TO THE EXTENT PROHIBITED BY APPLICABLE LAW. THE RIGHTS OF USERS MAY VARY BY JURISDICTION.

8. Export Controls. DNG Products may not be exported or downloaded to or into any country or territory (a) to which the United States has embargoed goods or (b) where DNG Products are prohibited by applicable laws. Purchasing, downloading and installing DNG Products constitutes the User's agreement to the terms of this paragraph, as well as a representation and warranty that the User is not located in, under the control of or a resident of any such country or territory.

9. Equitable Remedies. All Users hereby agree that Licensor would be irreparably damaged if the terms of this License Agreement were not specifically enforced, and further agree that Licensor shall be entitled to file for, request and obtain any and all available legal and/or equitable remedies to prevent, enforce and redress breaches of this License without bond, security, or proof of damages, even if similar damages would not be available to the opposing party. In the event litigation is brought in connection with this License Agreement, the prevailing party shall be entitled to recover from the other party all the costs, attorneys' fees and other expenses incurred by such prevailing party in the litigation. A party need not recover an award of money damages to be considered a "prevailing party" for purposes of this paragraph.

10. Modifications. Licensor reserves the sole, discretionary right to update, modify or change this License and Other Applicable Agreements at any time, with or without cause or advance notice. Updates, changes, modifications, additions, supplements and deletions to and from the terms and conditions of this License and Other Applicable Agreements are effective upon implementation. Downloading, installing and using DNG Products following changes to the License or Other Applicable Agreements constitutes the User's acceptance of any and all such changes.

11. General Terms. This License, together with any Other Applicable Agreements, represents the only, final, complete and exclusive understanding between User(s) and Licensor and supersedes any prior or contemporaneous oral or written agreements. In the event of any conflict or disagreement between this License and Other Applicable Agreements, the terms of this License will control. User and Licensor have no relationships, agreements, and User has no rights relating to DNG Products, except as expressly stated in this License. This License may only be modified by a written instrument approved in writing or executed by an authorized representative of Licensor which specifically states that it modifies this License. This License was written in and will be construed and enforced in accordance with the laws of the State of Texas. User agrees to submit to the personal jurisdiction of the Federal or state courts located in Texas for purposes of any legal action commenced under or arising out of this License, Other Applicable Agreements or applicable laws, as well as actions arising out of or relating to any DNG Products. Nothing in this License will be interpreted to require the commission of an illegal act or a violation of applicable law. If any conflict arises between this License and applicable law the law will prevail, the relevant provisions of the License will be deleted, modified or limited to the extent necessary to comply with law and all other provisions of the License will remain in full force and effect. Notices must be made in writing. Licensor may provide valid, effective notice to Users by posting or broadcasting notices on Licensor's website or related websites owned and operated by either or both Licensors. Notices posted on websites are deemed given when posted. Failure to enforce any provision of this License does not and will not constitute a waiver of the right to enforce the same or any other provision against the same or any other User or third party in any subsequent situation. Any provisions which are reasonably required in order to fully enforce this License will survive its termination. All rights reserved.

12. Acceptance by User. Each User understands and agrees to each and every one of the terms of this License and Other Applicable Agreements as if the User had signed a written document containing the same.

Download N Go®

By Amanda Bennett

Learning adventures for grades K – 4.

Find more fun-to-use learning tools at UnitStudy.com.

© 2025 Amanda Bennett

Published by Southern Hodgepodge, LLC
123 Mali Drive, Blairsville, GA 30512

All Rights Reserved.
No part of this book may be reproduced or used in any form without written permission from the publisher. **The original purchaser is hereby granted permission to print the pages for use with the original purchaser's children.**

This published work may contain facts, views, opinions, statements, recommendations, hyperlinks, references, websites, advertisements and other content and links or references to external sources (collectively, "Content") not owned or controlled by AMANDA BENNETT or Southern Hodgepodge, LLC (individually and collectively, "Owner and Publisher") This Content does not necessarily reflect the views, opinions or recommendations of Owner and Publisher, and any reliance upon such Content is taken at the user's sole risk. Owner and Publisher, along with the individual contributors, have made reasonable efforts to include accurate, current, "family-friendly" Content, but Owner and Publisher make no warranties or representations as to the accuracy, safety or value of Content contained, published, displayed, uploaded, downloaded or distributed through or as part of this publication and assumes no liability or responsibility for the content of linked or referenced sources or for errors or omissions in Content. Users are advised that online content, and the user's experience, may change during use or over time, and are strongly advised to use discern-ment and wisdom when considering advice and recommendations made in this or any other published work. Owner and Publisher accept no responsibility for the actions of third parties or for Content provided, uploaded, linked or posted by third parties.

Scripture taken from the Holy Bible, New International Version®, NIV® Copyright © 1973, 1978, 1984, 2011 by Biblica, Inc.® Used by permission. All rights reserved worldwide.

The "NIV" and "New International Version" trademarks are registered in the United States Patent and Trademark Office by Biblica. Use of either trademark requires the permission of Biblica.



Mother's Day

Table of Contents

Introduction 6

Daily Objectives 8

Book Suggestions 9

Introduction to Lapbooking 11

Day 1: What Is Mother's Day? 12

Day 2: The History of Mother's Day 23

Day 3: Celebrating Mother's Day 33

Day 4: Preparing for Mother's Day 44

Day 5: Goodies for Mother's Day 53

Fun Family Ideas 64

Introduction

By Amanda Bennett

One of the most fun days for children has to be Mother's Day—for the excitement of making and giving gifts as well as planning special surprises for Mom. In the process, they learn the importance of recognizing their mothers for their love and hard work. Children want to honor their mothers in the best way possible, and trying to spoil Mom is all part of the plan. From beginning the day with all kinds of giggles and squeals coming from the kitchen to shouts of "don't look!"—the fun day usually begins with breakfast in bed and a treasure trove of handmade gifts and cards. These are the days that everyone will remember for many years to come.

When I was a child, handmade gifts for Mom were at the top of our lists, and her surprise and gratitude made us glow with pride as we learned the importance of giving and thankfulness. The church service that day always included a special time when children would present red carnations to mothers and white carnations to grandmothers, reminding us that grandmothers are mothers too!

Our children have enjoyed the same traditions and have made breakfast in bed with flowers from the garden, and I have enjoyed these days so much. I still have the cards that they made, tucked away in my Bible and my dresser drawer—great treasures from some very special loved ones. I'm sure that you are beginning your own collection. It is my prayer that this study brings your children a better understanding of mothers and family, as well as the importance of mothers since the beginning of Creation.

I have written this fun Download N Go® unit study/lapbook to help your family have fun while studying and preparing for Mother's Day. With the Download N Go® unit studies, you will begin a new kind of learning experience. Each study is one week in length, having five daily lessons with lapbook components for each day. The name, Download N Go®, comes from the concept that these studies are ready to use as soon as you have downloaded them. No preparation or waiting time or other expensive resources are required. A few inexpensive items are needed for the lapbook—a simple file folder, a glue stick, safety scissors, a stapler, a hole punch, a scrap of ribbon, and crayons or markers. That's it—simple, effective, and what a way to learn!

Now that you are beginning *Mother's Day* in the Download N Go® Series, get ready for a wonderful learning adventure about this holiday and all that it holds. Your child will investigate the meaning and history of the holiday, ways that this holiday is celebrated in other countries, the importance of mothers, and what the Bible tells us about mothers. Each day your child will explore and investigate, creating and adding more

learning components to his Mother's Day lapbook—building a wonderful reminder of all that he is learning, to be enjoyed for years to come.

Here are a few of the things that your child will be investigating:

- What are some traditional Mother's Day gifts?
- What does the Bible tell us about mothers?
- What is the history of Mother's Day?
- What can you do for your mother on Mother's Day?

So get ready for the adventure, and thanks for spending a week with us as we begin discovering Mother's Day!

Using AI Resources With This Study

By Amanda Bennett

As we have worked to create excellent and comprehensive learning resources for every one of our unit studies, we have taken a first step into navigating the world of artificial intellegence (AI) as a component of education. Because AI is already typically a part of many traditional school approaches, we have explored various opportunities to incorporate it in a way that is safe and effective for you and your family.

And we are so glad we did! AI, used well, can add a valuable layer of exploration for curious learners.

You'll find that throughout this study, we include Ask AI prompts to use with resources like Google Gemini, ChatGPT, Microsoft Copilot, Perplexity and other AI options.
You will notice that we use AI only as an enhancement to learning, never the primary resource. **We will always recommend books as the spine of any study.**

Two things to remember to ensure AI learning is safe and beneficial:

1. It is important that a parent *always supervise* a child's use of an AI chatbot, to help guide their learning and ensure a safe experience.
2. When your child wants to ask his/ her own questions of the chatbot, make sure that you help *create a kid-friendly AI prompt*, giving specific instructions to the chatbot - including asking for age appropriate answers for your child's age.

"I am 7 years old. What does the Bible say about mothers?"

And now, let's turn the page and begin this learning adventure with your child!

Daily Objectives

Day 1: What Is Mother's Day?

1. When is Mother's Day?
2. What is celebrated on Mother's Day?
3. How is Mother's Day celebrated in your country?
4. Learn about the first mother in the Bible, Eve.

Day 2: The History of Mother's Day

1. What do we know about the history of Mother's Day?
2. When did Mother's Day become a holiday in the United States?
3. How is Mother's Day celebrated in Italy?
4. Learn about the mothers of Moses—Jochebed and Pharaoh's daughter.

Day 3: Celebrating Mother's Day

1. What are some of the things that your mother does for you?
2. Interview your mother to see how she celebrated Mother's Day as a child.
3. How is Mother's Day celebrated in Scotland?
4. Learn about Hannah, the mother of the prophet Samuel.

Day 4: Preparing for Mother's Day

1. Make a plan for your Mother's Day celebration.
2. How is Mother's Day celebrated in Brazil?
3. What does the Bible say about mothers?
4. Learn about Ruth and Naomi.

Day 5: Goodies for Mother's Day

1. Learn about fingerprints.
2. How is Mother's Day celebrated in Armenia?
3. What can you do for other moms who might be alone this Mother's Day?
4. Learn about Mary, the mother of Jesus.

Book Suggestions

Here are some of the books that complement this unit study. You do not need them all—just try to find a few that sound interesting for your students. I include quite a variety of titles, because everyone's library or bookstore has different collections of books on topics, and hopefully these titles will help give you ideas and direction.

Unit study tip: When working on unit studies, it can be so helpful to take a laundry basket and redefine its purpose—it will now become the unit study/library book basket! This way, the books are easier to locate when you need them, and it really does become a habit after a while. Read on!

Day 1

The Story of Creation, Beth Atchison. ISBN 0758604068

What Is Mother's Day?, Harriet Ziefert. ISBN 1402723989

Hooray for Mother's Day!, Catherine Lukas. ISBN 068985241X

I Like Noisy, Mom Likes Quiet: A Mother's Day Story, Eileen Spinelli. ISBN 082495517X

I Love You As Much . . ., Laura Krauss Melmed. ISBN 0688159788

My Mommy and I, P.K. Hallinan. ISBN 082495520X

I Know My Mommy Loves Me, Catherine Beechwood. ISBN 1577915313

Just Me and My Mom, Mercer Mayer. ISBN 030712584X

Day 2

Baby Moses in a Basket, Patricia Shely Mahany. ISBN 0784717109

Tiny Baby Moses, Julie Dietrich. ISBN 0570075815

Moses' Dry Feet, Joan E. Curren. ISBN 0570075459

Good Grief, It's Mother's Day!, Charles M. Schulz. ISBN 0689865899

God Found Us You, Lisa Tawn Bergren. ISBN 0061131768

No Matter What, Debi Gliori. ISBN 0152020616

The Night Before Mother's Day, Natasha Wing. ISBN 0448452138

A Mother's Alphabet, Shawn Heather Gottschalk. ISBN 1606043196

Day 3

A Mother Who Prayed, Leslie Santamaria. ISBN 0570075661

The Lord Calls Samuel, Jane L. Fryar. ISBN 0758606397

Mother's Mother's Day, Lorna Balian. ISBN 1932065393

Happy Mother's Day!, Mercer Mayer. ISBN 0060539704

I Loved You Before You Were Born, Anne Bowen. ISBN 0064436314

My Grandma and I, P. K. Hallinan. ISBN 0824942205
Grandmas Are for Giving Tickles, Harriet Ziefert. ISBN 0140567186
You Are My Wish, Maryann Cusimano Love. ISBN 0399247521

Day 4

Ruth and Naomi, Concordia Publishing House. ISBN 0758612834
Clifford's Happy Mother's Day, Norman Bridwell. ISBN 043922229X
Eloise's Mother's Day Surprise, Kay Thompson. ISBN 1416978895
The Berenstain Bears and the Mama's Day Surprise, Stan & Jan Berenstain. ISBN 037581132X
You Are My I Love You, Maryann K. Cusimano. ISBN 039923392X
Happy Mother's Day, Mami!, Leslie Valdes. ISBN 0439462181

Day 5

Tonight You Are My Baby: Mary's Christmas Gift, Jeannine Q. Norris. ISBN 0061479977 *Mary's First Christmas*, Walter Wangerin Jr. ISBN 0310222168
Biscuit Loves Mother's Day, Alyssa Satin Capucilli. ISBN 0060094621
My Mother Is So Smart, Tomie dePaola. ISBN 0399254420
The Mother's Day Mice, Eve Bunting. ISBN 0899197027
Are You My Mother?, P.D. Eastman. ISBN 0394800184
Love You Forever, Robert Munsch. ISBN 0920668372



"All I am I owe to my mother. I attribute all my success in life to the moral, intellectual, and physical education I received from her."

~George Washington

Introduction to Lapbooking

By Laura Clark

What exactly is a lapbook? A lapbook is an exciting, hands-on learning tool. Using a few inexpensive items—a simple file folder, a glue stick, safety scissors, brass brads, and crayons or markers—your child builds a wonderful keepsake to capture some of the lessons learned during this Download N Go® study.

Each Download N Go® unit study includes creative and colorful lapbooking templates ready for you and your child to print, cut out, and complete together. Download N Go® lapbooking components are integrated with the daily lesson and reinforce what your child learns, using hands-on activities. With Download N Go® lapbooking components, your child will make pop-ups, vocabulary mini books, accordion timelines, pamphlet graphs, and so much more.

Lapbooks can be assembled in several ways; the elements fit together like pieces of a puzzle, attached to the file folder. One option is to have your child complete each lapbook component as it is encountered in the lesson and store them in an envelope for assembly at the end of the study. Another option is to glue each component in the lapbook as the activity is completed. Either way, your child will love this amazing, handmade lapbook.

Would you like to find out more about lapbooking?

Ask AI Prompt:: Please share videos on:

Video: How to Make a Lapbook

Video: What is a Lapbook?

Lapbooks are fun, effective, and memorable learning tools. And now, take off and enjoy the Download N Go® lapbooking adventure!

Day 1

What Is Mother's Day?

Today we are going to begin our study of Mother's Day by learning some of the basics about the holiday. To help get our adventure off to a fun start, check out this video:

Ask AI Prompt: I am __ years old. Please share the video: Go Fish: The Mom Song.

It is almost Mother's Day . . . hurray for Moms! What are we celebrating on Mother's Day? *Color the answer below.*



In the United States and many other countries, Mother's Day is celebrated every year. What is the date of Mother's Day in your country this year?

Ask AI Prompt: I am __ years old. When Is Mother's Day?

Add the dates to the blank May calendar below. Find today's date. Color and cut the "Mother's Day" square out of the cutout page and paste it on the correct date.



How is Mother's Day celebrated in your country?

_____

_____

_____

Draw a picture of your country's flag below.



Ask AI Prompt: I am __ years old. How do we know when Mother's Day is going to occur each year? *Fill in the blank below.*

Mother's Day is always celebrated on the _____ Sunday of May in the United States.

How many days are there until Mother's Day? _____

When you think about Mother's Day, how would you describe what is being celebrated?



Love is one of the words that you hear a lot about on Mother's Day. How would you describe what the word "love" means?

Ask AI Prompt: I am __ years old. What does the word love mean?



Include a favorite picture of you with your mom below.



This is going to be a fun week for making Mother's Day cards and finding ways to show love to mothers and grandmothers. *Think of the people you would like to make a Mother's Day card for, and list them here:*

_____ _____

_____ _____

_____ _____



Every person who has ever lived on earth has had a mother, except for two people. Those two people were Adam and Eve, and they did not have a mother because God himself created them. *Read the story of God's creation of Adam and Eve.*

Ask AI Prompt: I am __ years old. Please share the story about Adam and Eve from the Bible and share God Creates Adam and Eve Activities.

Do you know the names of their first two sons? *Write your answer below.*

Ask AI Prompt: I am __ years old. Please share the names of Adam and Eve's sons

_____

_____

Copy this verse below.

"Adam named his wife Eve, because she would become the mother of all the living."

Genesis 3:20



Just for Fun

Ask AI Prompt: I am __ years old. Please share

these resources for kids:

Cain and Abel Activities

Mother's Day Coloring Pages

Mother's Day Crafts and Activities

Video: Mother's Day Crafts for Kids

Teaching Kids How to Cook (by age group)

Spelling/Vocabulary

- family
- love

Optional Words for More Challenge

- nurture
- generation

Follow this link to find the spelling/vocabulary words activity for today.

Mother's Day Lapbook

Your finished lapbook this week is going to be a special gift for your mom! Each day you will complete one activity.

Follow this link for the Thank You mini book activity. An older student may want to write the entire message on each page. Follow this link for the same activity without prompts.

Book Ideas

The Story of Creation, Beth Atchison. ISBN 0758604068

What Is Mother's Day?, Harriet Ziefert. ISBN 1402723989

Hooray for Mother's Day!, Catherine Lukas. ISBN 068985241X

I Like Noisy, Mom Likes Quiet: A Mother's Day Story, Eileen Spinelli. ISBN 082495517X

I Love You As Much . . ., Laura Krauss Melmed. ISBN 0688159788

My Mommy and I, P.K. Hallinan. ISBN 082495520X

I Know My Mommy Loves Me, Catherine Beechwood. ISBN 1577915313

Just Me and My Mom, Mercer Mayer. ISBN 030712584X

"My mom is a never-ending song in my heart of comfort, happiness, and being. I may sometimes forget the words but I always remember the tune."

~Graycie Harmon



Only One

By George Cooper

Hundreds of stars in the pretty sky;
Hundreds of shells on the shore together;
Hundreds of birds that go singing by;
Hundreds of bees in the sunny weather.

Hundreds of dewdrops to greet the dawn,
Hundreds of lambs in the purple clover;
Hundreds of butterflies on the lawn;
But only one mother the wide world over.

From An American Anthology, 1787–1900



Day 2

The History of Mother's Day

Before we begin today's adventure, take a few minutes to watch this video:

> **Ask AI Prompt**: I am __ years old. Please share a video for kids on: The History of Mother's Day.

Ask AI Prompt: I am __ years old. When was Mother's Day first observed in the United States?

_____

Ask AI Prompt: I am __ years old. Who was President of the United States when the first Mother's Day was celebrated? *Write your answer below.*

_____

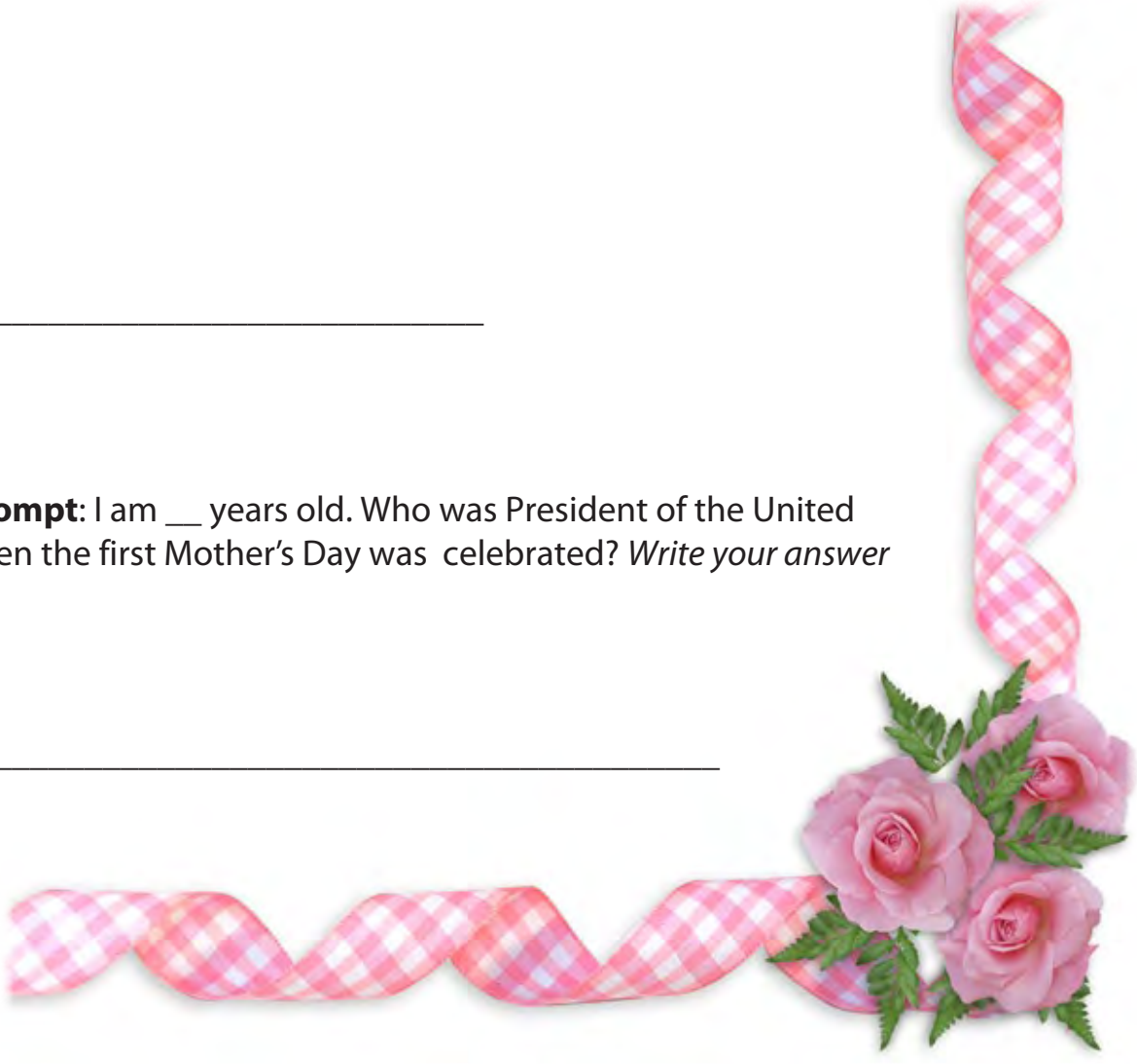

Ask AI Prompt: I am __ years old. What is the name of the woman who began a nationwide campaign for Mother's Day in the United States? What state was she from?
Write your answer below.



_____

What state was she from?

_____

*Find this state on this map of the United States and color it **pink**.*



Mother's Day is celebrated in many countries around the world.
Ask AI Prompt: I am __ years old. How is Mother's Day celebrated in Italy? And when is it celebrated?
Read about how Mother's Day is celebrated in Italy, and then find Italy and color it ***red*** *on this map.*

When is Mother's Day celebrated in Italy? *Write your answer below.*

_____

How do they celebrate Mother's Day there?



Ask AI Prompt: I am __ years old. What is the Italian word for "mother?"
Write your answer below.

_____

Ask AI Prompt: I am __ years old. Please share the flag of Italy and a picture of it. *Draw the flag of Italy below.*



Most early Mother's Day cards were handmade. Then, as Mother's Day became more popular, companies began printing Mother's Day cards.

Ask AI Prompt: I am __ years old. Please share photos of some early Mother's Day cards.

What is the first thing that you notice about these cards?



_____



_____

After looking at some of the early Mother's Day cards, design your own card and message here, using crayons or markers.

One of the Ten Commandments tells us how we are to treat our mothers. *Copy Exodus 20:12 below.*

"Honor your father and your mother, so that you may live long in the land the LORD your God is giving you."

Exodus 20:12



Ask AI Prompt: I am __ years old. What does the word "honor" mean in Exodus 20:12?

Bible Mothers of the Day

Jochebed and Pharaoh's daughter, mothers of Moses

Ask AI Prompt: I am __ years old. Please share the story of baby Moses and his mothers in the Bible in Exodus 2:1-10.

Moses was given up by his birth mother to save his life, and he was adopted by Pharaoh's daughter, the mother who would raise and protect him. Like many adopted children, Moses had two mothers who loved him and did what they thought would be best for him.

Now that you've had a chance to hear the story of Moses and his two mothers, tell the story again below, in a picture. Label the people in the picture:

Miriam (Moses' sister); Jochebed (Moses' birth mother); Pharaoh's daughter (Moses' adoptive mother); Moses

Just for Fun

Ask AI Prompt: I am __ years old. Please share resources for kids on:

Pharaoh's Daughter and Moses Coloring Page, Baby Moses Coloring Page

Video: How to Make Tissue Paper Necklace, Baby Moses Activities,

The Story of Baby Moses and

Teaching Kids to Cook Safely

Spelling/Vocabulary

- together
- parent

Optional Words for More Challenge

- adoption
- safekeeping

Follow this link to find the spelling/vocabulary words activity for today.

Mother's Day Lapbook

Follow this link and draw a picture for your mom. Add it to your lapbook. An older student may prefer the poem writing option.

Book Ideas

Baby Moses in a Basket, Patricia Shely Mahany. ISBN 0784717109

Tiny Baby Moses, Julie Dietrich. ISBN 0570075815

Moses' Dry Feet, Joan E. Curren. ISBN 0570075459

Good Grief, It's Mother's Day!, Charles M. Schulz. ISBN 0689865899

God Found Us You, Lisa Tawn Bergren. ISBN 0061131768

No Matter What, Debi Gliori. ISBN 0152020616

The Night Before Mother's Day, Natasha Wing. ISBN 0448452138 *A*

Mother's Alphabet, Shawn Heather Gottschalk. ISBN 1606




"I remember my mother's prayers and they
have always followed me.
They have clung to me all my life."
~Abraham Lincoln

Day 3

Celebrating Mother's Day

Today is a day for learning about celebrating Mother's Day. Before we begin, check out these videos.

Ask AI Prompt: I am __ years old, please share these videos for kids:

Video: 3-Year-Old Sings Happy Mother's Day

Video: Happy Mother's Day to You



Since this is a week spent learning about Mother's Day, let's spend some time today and focus on your mom.

Why is your mom important to you?



_____



_____



_____

Now, ask your mom why you are important to her, and write her answer below.



_____



_____



_____

What kinds of things does your mom help you with?

How do you help your mom?

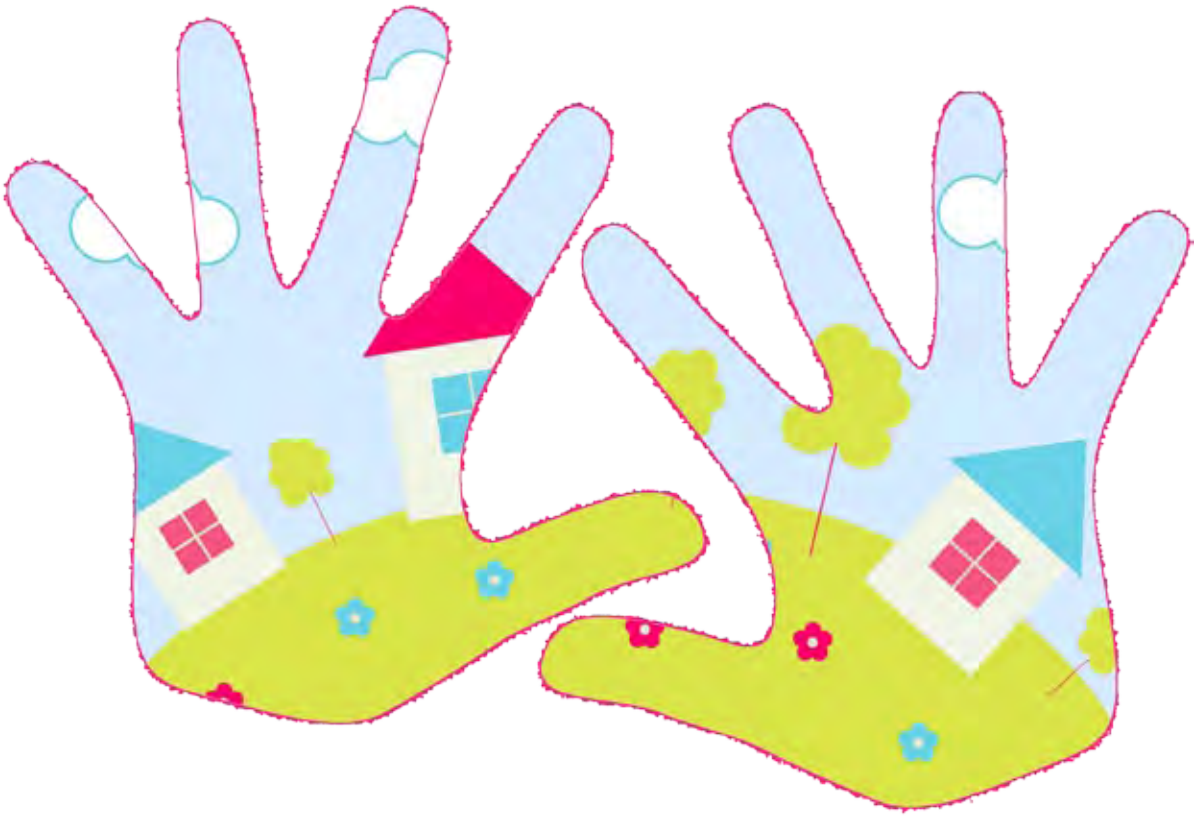

Circle ways you help your mom below.













Interview your mom today, asking her these questions and writing down her answers below each question.



My Mother's Interview

My Mother's Name: _____

When you were a child like me, what did you do for your mother on Mother's Day?

_____

_____

Do you remember making one special gift for her for Mother's Day?

_____

_____

Your mom is very special to you, and Mother's Day is going to be a good time to thank her for being such a good mother. What can you do to make this holiday special for your mom? *Write your answer below.*



_____



_____

Mother's Day is celebrated in many countries around the world.
Ask AI Prompt: I am __ years old. Please share about Mother's Day in Scotland and when it is celebrated. *Read about how Scotland celebrates Mother's Day, and then find Scotland and color it* ***green*** *on this map.*

When is Mother's Day celebrated in Scotland? _____

How do they celebrate Mother's Day there? *Write your answer below.*



Ask AI Prompt: I am __ years old. Please share about the flag of Scotland, including a picture of it. *Draw a picture of the flag of Scotland below.*



There are many ways to celebrate Mother's Day. How does your family usually celebrate?

_____

_____

Draw a picture of a typical Mother's Day at your house.



What kinds of gifts are usually given on Mother's Day?

_____

_____

_____

_____



What kind of gift would you like to give someone special on this Mother's Day?

_____

_____

Bible Mother of the Day

Hannah, the mother of Samuel

Hannah was the mother of the prophet Samuel. Her story in the Bible teaches us about the power of prayer and the importance of doing what we tell the Lord we will do.

Ask AI Prompt: I am __ years old. Please share the story of how Hannah kept her promise in Samuel 1 in the Bible. *Read the story about Samuel's mother, Hannah.*

Copy this verse that tells us what Hannah said:

"I prayed for this child, and the LORD has granted me what I asked of him."

1 Samuel 1:27



Just for Fun

Ask AI Prompt: I am __ years old. Please share these resources for kids:

Mother's Day Coloring Pages

Breakfast in Bed Coloring Page

Video: Kid Craft: Paper Plate Flower

More Resources

Ask AI Prompt: I am __ years old. Please share:

Hannah Activities

Samuel is Born Activities

Teaching Kids With Teaspoons

Spelling/Vocabulary

- candy
- flowers

Optional Words for More Challenge

- tradition
- chocolate

Follow this link to find the spelling/vocabulary words activity for today.

Mother's Day Lapbook

Follow this link for the Little Notes mini book activity. An older student may want to write his own original messages. Follow this link for the same activity with blank pages.

Book Ideas

A Mother Who Prayed, Leslie Santamaria. ISBN 0570075661

The Lord Calls Samuel, Jane L. Fryar. ISBN 0758606397

Mother's Mother's Day, Lorna Balian. ISBN 1932065393

Happy Mother's Day!, Mercer Mayer. ISBN 0060539704

I Loved You Before You Were Born, Anne Bowen. ISBN 0064436314

My Grandma and I, P. K. Hallinan. ISBN 0824942205

Grandmas Are for Giving Tickles, Harriet Ziefert. ISBN 0140567186

You Are My Wish, Maryann Cusimano Love. ISBN 0399247521



Love is patient, love is kind. It does not envy, it does not boast, it is not proud.

It is not rude, it is not self-seeking, it is not easily angered, it keeps no record of wrongs.

Love does not delight in evil but rejoices with the truth.

It always protects, always trusts, always hopes, always perseveres.

Love never fails.

1 Corinthians 13:4–8

Day 4

Preparing for Mother's Day

Today you are going to get ready for Mother's Day at your house. To start the day's fun, watch these videos on Mother's Day!
Ask AI Prompt: I am __ years old. Please share these videos for kids:

Video: Mother's Day Menu Kids Can Cook

Video: Cooking Mother's Day Breakfast With Kids

One of the most important parts of preparing for a celebration is making a plan. Today you will make your plan for your Mother's Day celebration!

First, now that you have had a chance to learn more about Mother's Day and how it is celebrated, what would you like to include in your plan for the day?
Ask AI Prompt: I am __ years old. Please share some ideas on What to Do on Mother's Day.
Make a list of three things that you would like to do for your mother on Mother's Day.

1. _____

2. _____

3. _____



Mother's Day is celebrated in many countries around the world.
Ask AI Prompt: I am __ years old. Please share how Brazil celebrates Mother's Day, when it is celebrated and also where this country is located on a map. *Read about how Brazil celebrates Mother's Day, and then find this country and color it* ***yellow*** *on this map*.

When is Mother's Day celebrated in Brazil? *Write your answer below.*

How do they celebrate Mother's Day there? *Write your answer below.*



Ask AI Prompt: I am __ years old. How do you say "Mother's Day" in Portuguese, the language of Brazil? *Write your answer below.*

Ask AI Prompt: I am __ years old. Please share about the flag of Brazil and a picture of the flag.

Draw the flag of Brazil below.



As you prepare for this coming Mother's Day, you and your family might be planning on doing some special cooking for your mother.
Ask AI Prompt: I am __ years old. Please share Tips for Kids Cooking on Mother's Day and please include some recipes. *List three cooking tips that you will need to remember.*

1. _____

2. _____

3. _____

Take a few minutes to think about special things that you and your family might cook for this Mother's Day. Use this menu page to write down your list.
Ask AI Prompt: I am __ years old. Please share these ideas for kids:

Top 10 Easy Kids Recipes for Mother's Day

Mother's Day Lunch and Dinner Menus



We can learn so much from the Bible! There are many times that the Bible talks about mothers. *Read these verses and draw a picture of what they say in the boxes below:*

Proverbs 1:8-9



Psalm 139:13



Bible Mother of the Day

Naomi, mother-in-law of Ruth

Ask AI Prompt: I am __ years old. What is a mother-in-law? *Write your answer below.*

Ask AI Prompt: I am __ years old. Please share the story about Naomi and Ruth in the book of Ruth in the Bible.



Why do you think Ruth wanted to go with Naomi?

Copy this verse, where we learn what Ruth said to Naomi as Naomi was getting ready to return to her native country:

"Don't urge me to leave you or to turn back from you. Where you go I will go, and where you stay I will stay. Your people will be my people and your God my God."

Ruth 1:16



Just for Fun

Ask AI Prompt: I am __ years old. Please share these resources for kids:

Mother's Day Flowers Coloring Page

Mother's Day Coloring Book

Video: Kids Can Make This Paper Bouquet for Mom

More Resources

Ruth Stays With Naomi Activities

Video: Mother's Day Craft for Kids

Teaching Kids to Cook

Spelling/Vocabulary

- teach
- protect

Optional Words for More Challenge

- recognize
- celebration

Follow this link to find the spelling/vocabulary words activity for today.

Mother's Day Lapbook

Follow this link for the Pocketful of Memories mini book activity.

Book Ideas

Ruth and Naomi, Concordia Publishing House. ISBN 0758612834

Clifford's Happy Mother's Day, Norman Bridwell. ISBN 043922229X

Eloise's Mother's Day Surprise, Kay Thompson. ISBN 1416978895

The Berenstain Bears and the Mama's Day Surprise, Stan & Jan Berenstain. ISBN 037581132X

You Are My I Love You, Maryann K. Cusimano. ISBN 039923392X

Happy Mother's Day, Mami!, Leslie Valdes. ISBN 0439462181


Who ran to help me when I fell,
And would some pretty story tell,
Or kiss the place to make it well?
My mother.
Jane Taylor (1783–1824), from "My Mother"

Day 5

Goodies for Mother's Day

To get started on our learning adventure today, watch these helpful videos:

Ask AI Prompt: I am __ years old. Video: How to Make Breakfast in Bed for Your Mom and Video: How to Make Wind Chimes With Kids.

Do you know what a fingerprint is? *Read more about your fingerprints.*

Ask AI Prompt: I am __ years old. What is a fingerprint? Please share Fingerprint Fun.

No one else in the world has the same fingerprints that you do—not your sister, or your brother, or even your mother or your father!

Using the process described in the last link, make a copy of your fingerprint in one box, and make a copy of your brother or sister's fingerprint in another box, and then make a copy of your mother's fingerprint.

Do any of these fingerprints match each other? *Color your answer below.*

YES NO

You can learn more about fingerprints and fingerprint patterns here.

Ask AI Prompt: I am __ years old. Please share Fingerprint Science for Kids.

Make a unique butterfly painting for your mom, grandmother, or other loved one for Mother's Day using your handprints. Print this frame on regular paper or cardstock. Cover your left hand with washable paint and press your hand down on the paper with your fingers together. Now cover your right hand with paint and press it on the paper to make the other butterfly wing. Use the pinkie side of your hand to make the butterfly's body—cover with black washable paint and press down the center of your handprints. Remember to sign your one-of-a-kind painting! Once the paint dries, you can add more decoration to your wings if you like.



Cupcakes and baking make up a big part of Mother's Day in many homes, along with breakfast in bed for Mom and a day of fun and relaxation for Mom. *Plan how you would like to spend Mother's Day with your mom. Don't forget to include doing some fun things together, such as gardening or coloring, or perhaps you can read a book to her! Put your plans on this chart.*

Ask AI Prompt: I am __ years old. Please share some fun Mother's Day treats to make, including:

Mother's Day Brunch Recipes

Nutella-Stuffed French Toast

When making Mother's Day cards, it can be fun to make some of them into "pop-up" cards. Even though the videos might be for Valentine's Day, they will work just as well for Mother's Day—just change the words.

Ask AI Prompt: I am __ years old. Please share videos for kids on

How to Make a Pop-Up Card

Along with flowers and pretty things, many Mother's Day gifts include something called "potpourri."
Ask AI Prompt: I am __ years old. What is potpourri? What is a sachet? How do you make a potpourri sachet? *Write your answer below.*



_____

_____

What is a sachet? *Write your answer below.*

_____

_____

Years ago, potpourri sachets were often made and given to mothers and grandmothers on Mother's Day. Kids would collect rose petals and other flower petals for this, and after drying them, they would make these great-smelling gifts.

Mother's Day is celebrated in many countries around the world.
Ask AI Prompt: I am __ years old. How is Mother's Day celebrated in Armenia, when is it celebrated and where is this country located on the map?
Read about how Armenia celebrates Mother's Day, and then locate this country and color it ***blue*** *on this map.*



When is Mother's Day celebrated in Armenia?

_____

How do they celebrate Mother's Day? *Write your answer below*



Ask AI Prompt: I am __ years old. How do you say "Mother's Day" in Armenian?
Write your answer below.

_____

Ask AI Prompt: I am __ years old. Please share about the flag of Armenia and a picture of it.
Draw the flag of Armenia below.



One of the most important things that we can do for Mother's Day is to show others that we care for and love them. Think about someone special who might not be receiving Mother's Day cards or gifts—perhaps an elderly neighbor or a friend or family member. What can you do or make for her that would let her know that you care about her?



_____



_____



_____



_____

Use these card templates to show someone special you care about her.

Bible Mother of the Day

Mary, mother of Jesus

Ask AI Prompt: I am __ years old. Please share the story of Jesus' mother, Mary, in the Bible.
Read the story about Jesus' mother, Mary.

Copy this verse, part of Mary's song of joy when she learned that she would be the mother of Jesus:

"For the Mighty One has done great things for me—

holy is his name." Luke 1:49



Just for Fun

Ask AI Prompt: I am __ years old. Please share these resources for kids:

Mother's Day Dinner Menu

Video: Mother's Day Craft Project

More Resources

Gabriel Visits Mary Activities

Printable Certificates for Moms

Educator's Guide: Food and Cooking for Kids

Spelling/Vocabulary

- breakfast
- cupcake

Optional Words for More Challenge

- memento
- photograph

Follow this link to find the spelling/vocabulary words activity for today.

Mother's Day Lapbook

Today you will finish the lapbook for your mother!

Follow this link for the Coupon Book mini book. You will also need to complete the gift tag and paste it to the front of your lapbook.

Book Ideas

Tonight You Are My Baby: Mary's Christmas Gift, Jeannine Q. Norris. ISBN 0061479977

Mary's First Christmas, Walter Wangerin Jr. ISBN 0310222168

Biscuit Loves Mother's Day, Alyssa Satin Capucilli. ISBN 0060094621

My Mother Is So Smart, Tomie dePaola. ISBN 0399254420

The Mother's Day Mice, Eve Bunting. ISBN 0899197027

Are You My Mother?, P.D. Eastman. ISBN 0394800184

Love You Forever, Robert Munsch. ISBN 0920668372



"You do not really understand something unless you can explain it to your grand-mother."

~Albert Einstein


Honor your father and your mother,
so that you may live long in the land
the LORD your God is giving you.
Exodus 20:12

Mother's Day

Certificate of Exploration

My week of learning with Download N Go's *Mother's Day* is complete.

I've learned so much this week.

My favorite part was:

_____

_____

_____

_____

Date

_____

Student's Name



Fun Family Ideas

1. Take some time this week to work on a plan to do something special for others who might not receive many cards or gifts this Mother's Day. A few examples might be making a plate of cookies for an elderly neighbor, dropping off some handmade cards at a local nursing home, helping a neighbor with yard work or trash removal, etc.

2. Some of our best learning memories were made when we were working on crafts within a unit study. Spend some time this week working on cards or treats together as a family, and don't forget to take some pictures!

3. Make a fun, Mother's Day tablecloth from a clean, white, flat, twin bed sheet. Using fabric paints and permanent markers, let the children decorate the sheet with some of the things that they have learned while working on this unit study. Make SURE to put plastic or some protective surface under the sheet as they work on it so the colors don't come through on the table. This tablecloth can be used over the years as the children grow up—a useful and fun reminder of the learning adventure.

4. One of the treasured things you can do for your children as you work on this study is make them themed pillowcases. Find some fun fabric, wash it, and then cut it out to the dimensions of their bed pillows. This is very simple to do, and pillowcases only require a few simple, straight seams. **Ask AI Prompt**: Please share instructions for easy Kids Pillowcases.

5. Cooking together as a family can bring some very special interaction as well as form lasting memories for the whole clan. If you've got some special cookie or cupcake recipes, now is the time to get them out and gather the family for a cooking session. My husband always gathered the kids together to make homemade fudge for me for Mother's Day, and they would use heart-shaped cookie cutters to cut out the pieces! **Ask AI Prompt**: Please share:

   The Best Rolled Sugar Cookie Recipe

   Video: Heart Cookies

Learning Resources

Take a Look Inside of You

Heart Mobile Print and Color Page

I Love You Coloring Page

Color the Roses Coloring Page

Heart Placemats to Make

Paper Heart Message Pockets

3-D String of Hearts

Painted Flower Pot Gift to Make

Video: Mother's Day Crepes

Gift Ideas for Mother's Day Video

for Moms: A Mother's Prayer



"A mother is not a person to lean on but a person to make leaning unnecessary."

~Dorothy Canfield Fisher

Mother's Day cutout – pg 13



When you are finished, click here to return to the main text of the book.

World Map

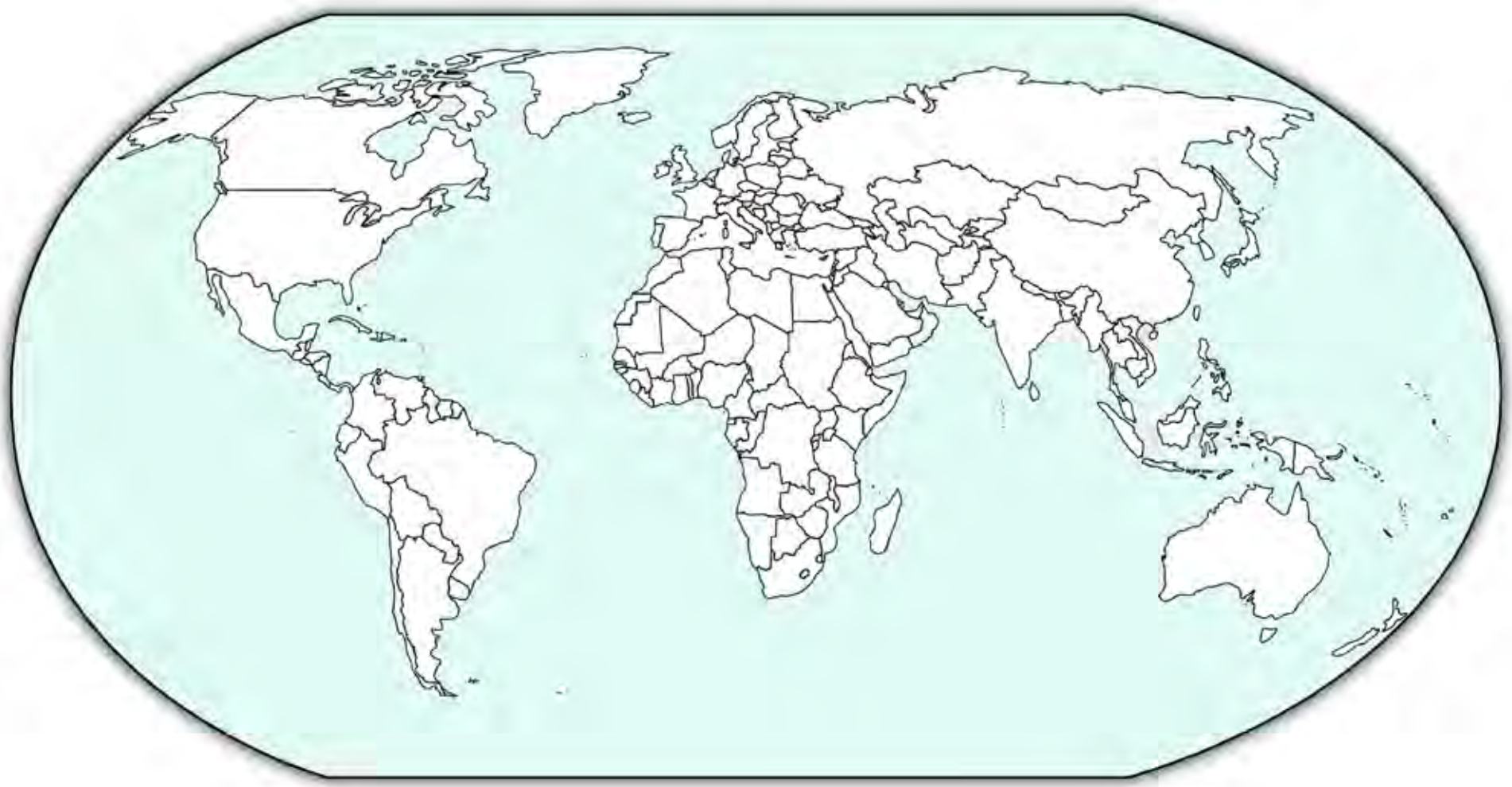

When you are finished, click here to return to page 25, page 37, page 45, or page 56.

Mother's Day Menu



When you are finished, click here to return to the main text of the book.

Happy Mother's Day!

Love: _____

When you are finished, click here to return to the main text of the book.

Plans for Mother's Day!

Fun things to do together:

Places to go:

Dessert and decorating plans:



When you are finished, click here to return to the main text of the book.

Card Templates

Print this page on cardstock or other heavy-weight paper. Color the pictures and then cut them, the small rectangle, and the message out. Accordion fold the rectangle. Glue one end of the accordion-folded rectangle to the center of the picture you colored. Glue the other end of the accordion-folded rectangle to the message. This will create a 3-D greeting.









When you are finished, click here to return to the main text of the book.

Cut out rectangle

Fold on dotted lines



Accordion fold - looks like this

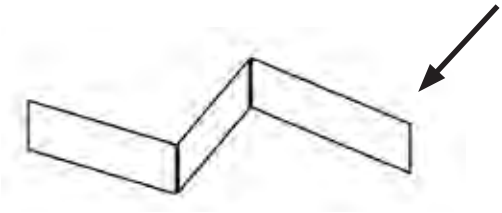









Spelling/Vocabulary Words



When you are finished, click here to return to Day 1, Day 2, Day 3, Day 4, or Day 5.

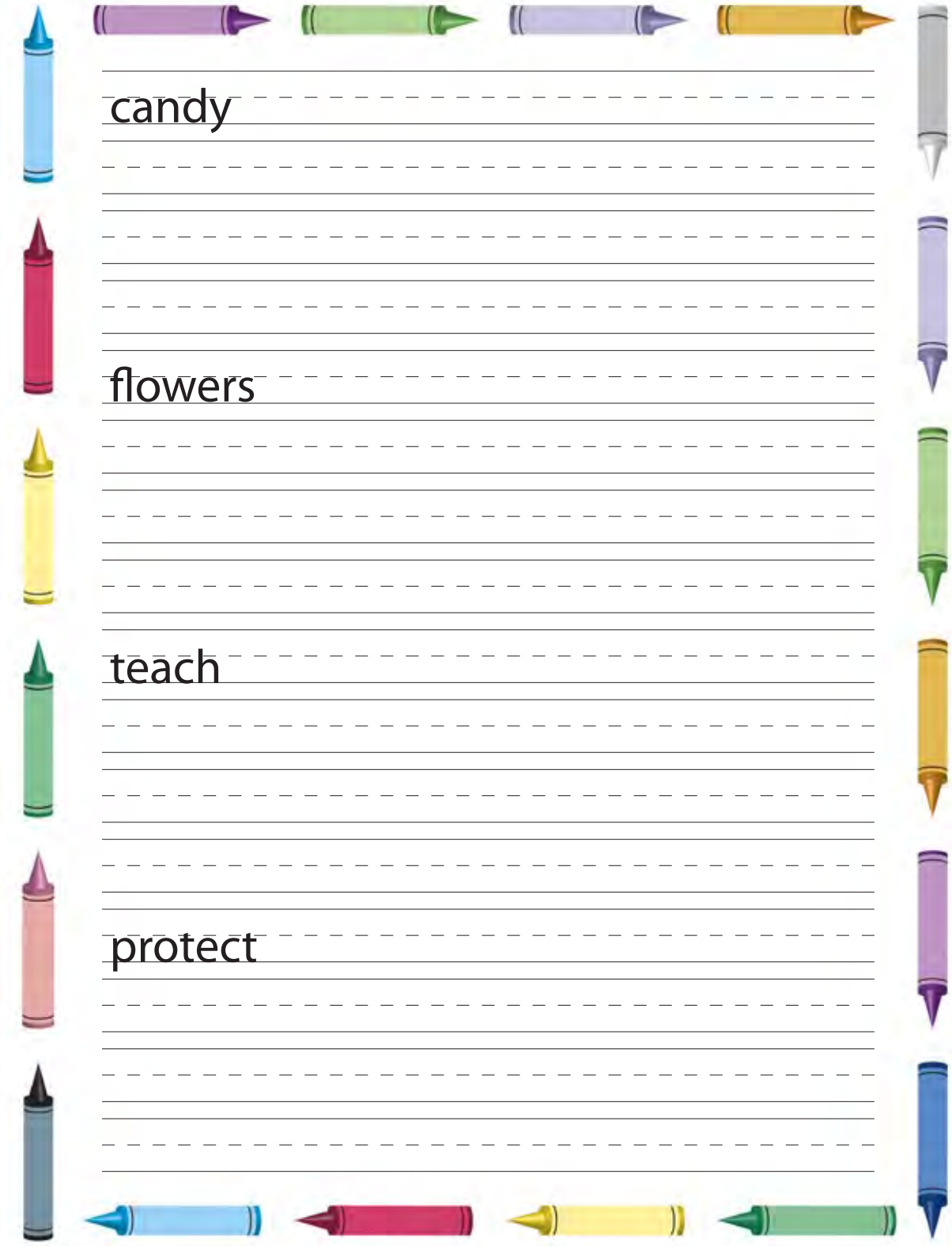
candy
flowers
teach
protect


breakfast
cupcake

Vocabulary Challenge Words



nurture

generation

adoption

safekeeping



tradition

chocolate

recognize

celebration

momento

photograph

Thank You

Your mother does so many things for you to take care of you and to show you that she loves you. This mini book gives you the opportunity to thank her for some of the special things she does. Choose three things to thank your mom for, and write one on each piece of the mini book.

Here are some ideas:

Thank you for. . .
. . . praying for me.
. . . helping me learn how to ride a bike.
. . . taking me to the park.
. . . homeschooling me.
. . . giving me big hugs.
. . . taking care of me when I am sick.
. . . bedtime stories.
. . . taking me to church.
. . . kisses.

How to Make This Book

Cut the squares out on the black lines. Write one thank you on each page. Stack pages together with the cover on top. Ask an adult to help you punch the two holes at the top. Make sure you punch through all four pages. Pull a ribbon through the holes so that both loose ends are in the front of the book. Tie a bow. Paste the back of your book to your lapbook.

When you are finished, click here to return to the main text of the book.



Dear Mom,

Thank you for

Dear Mom,

Thank you for

Dear Mom,

Thank you for

Thank You (older)

Your mother does so many things for you to take care of you and to show you that she loves you. This mini book gives you the opportunity to thank her for some of the special things she does. Choose three things to thank your mom for, and write one on each piece of the mini book.

Here are some ideas:

Thank you for praying for me.
Thank you for helping me learn how to ride a bike.
Thank you for taking me to the park.
Thank you for homeschooling me.
Thank you for giving me big hugs.
Thank you for taking care of me when I am sick.
Thank you for bedtime stories.
Thank you for taking me to church.
Thank you for kisses.

How to Make This Book

Cut the squares out on the black lines. Write one thank you on each page. Stack pages together with the cover on top. Ask an adult to help you punch the two holes at the top. Make sure you punch through all four pages. Pull a ribbon through the holes so that both loose ends are in the front of the book. Tie a bow. Paste the back of your book to your lapbook.

When you are finished, click here to return to the main text of the book.


Thank You

Mother's Day Picture

Draw a picture for your mom inside the frame provided on the next page. It could be a picture of you with your mom or just a picture you think she would like.

How to Make This Book

Cut out the frame on the outside gray lines. If desired, mat your picture by gluing it to a colored piece of paper. Fold in thirds like a letter. Cut out the title piece found below and glue it to the front of the folded picture.

A Picture for My Mom

When you are finished, click here to return to the main text of the book.



Mother's Day Poem

An acrostic is a poem in which you use each letter in a word to begin a line. Howard Johnson wrote an acrostic poem for his mother:

M-O-T-H-E-R

M is for the million things she gave me,
O means only that she's growing old,
T is for the tears she shed to save me,
H is for her heart of purest gold;
E is for her eyes, with love-light shining,
R means right, and right she'll always be,
Put them all together, they spell "MOTHER,"
A word that means the world to me.

Howard Johnson (c. 1915)

Copy the poem onto the page provided or use the next page to write your own original acrostic poem.

How to Make This Book

Cut out the poem page on the outside gray lines. If desired, mat your poem by gluing it to a colored piece of paper. Fold in thirds like a letter. Cut out the title piece found below and glue it to the front of the folded poem.

A Poem for My Mother

When you are finished, click here to return to the main text of the book.

M

O

T

H

E

R

Put them all together, they spell "MOTHER,"
A word that means the world to me.

~Howard Johnson


M
O
T
H
E
R

Little Notes

Another way you can show your mom you love her is by writing little notes for her.

Choose three messages on the next page and cut them out. Using crayons or colored pencils, draw a picture for your mom on the back side of each message.

How to Make This Book

Cut out the three envelopes on the solid lines. Fold side flaps in first. Add glue as indicated. Fold bottom flap up and press onto glued edges. After the glue dries, add one message to each envelope. Add the envelopes to your lapbook.

When you are finished, click here to return to the main text of the book.

	You are fantastic!
I love you, Mom!	**Have a nice day, Mom!**
You are a great mom!	**You're the best!**

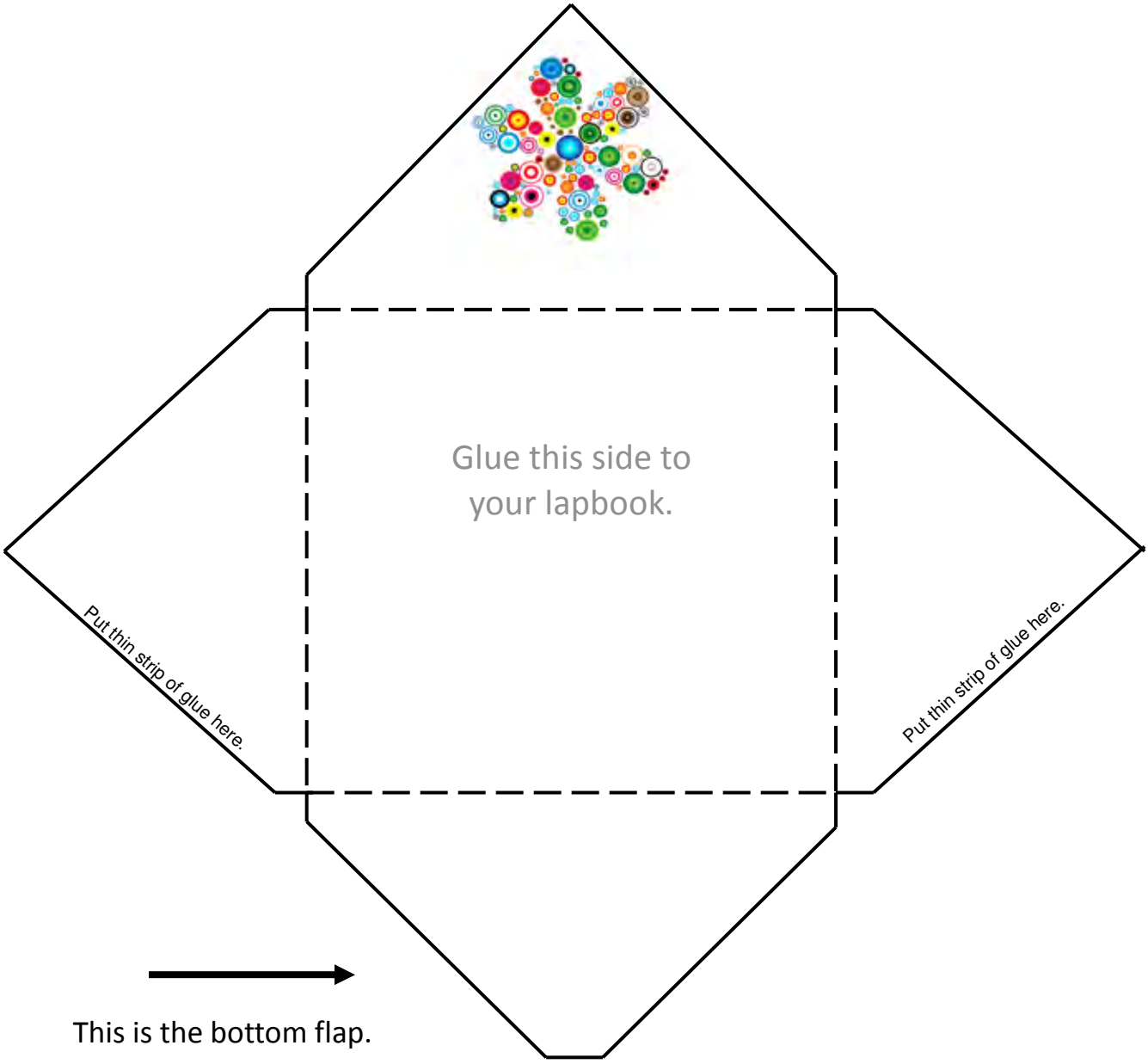

This is the bottom flap.

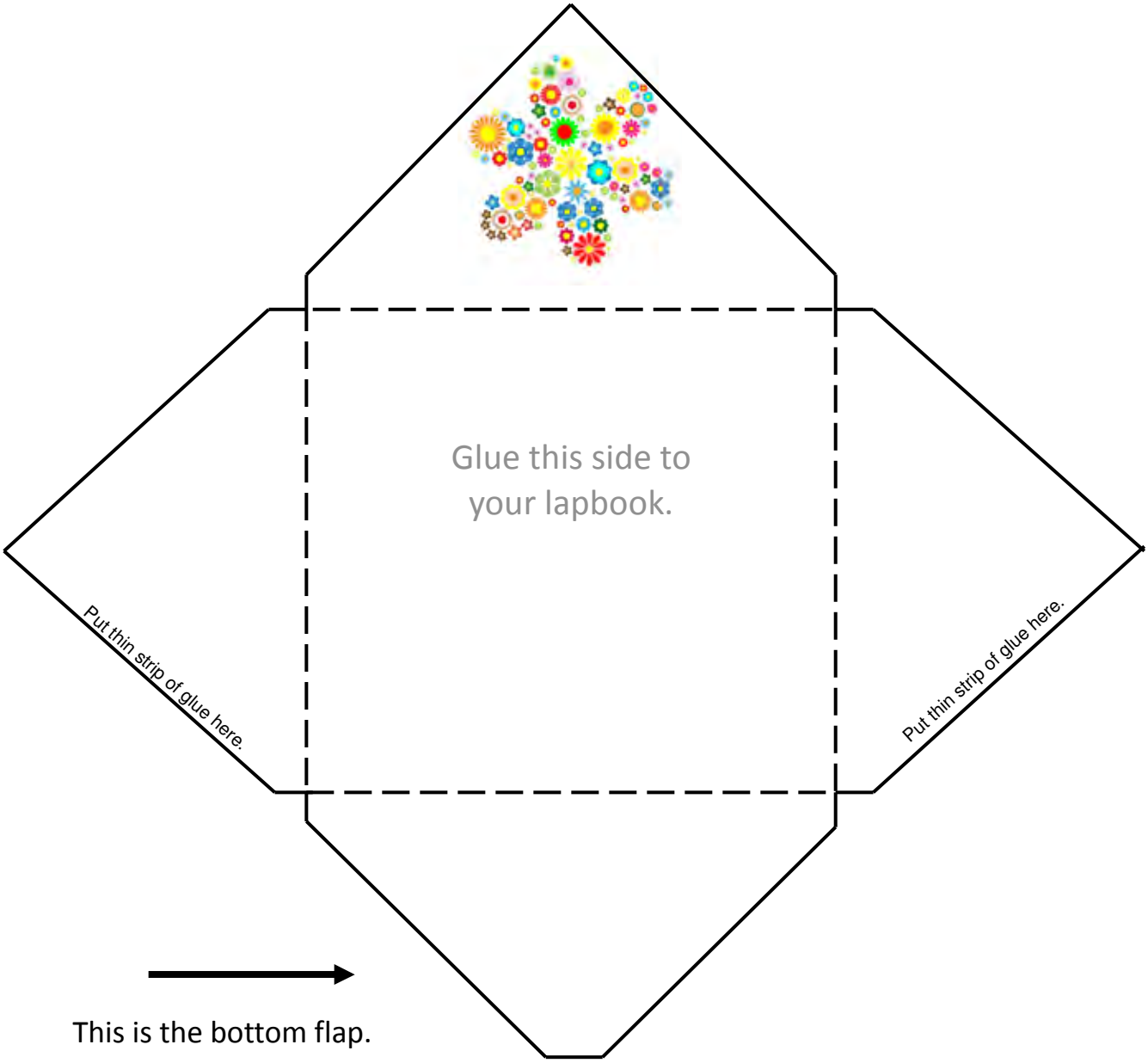

This is the bottom flap.

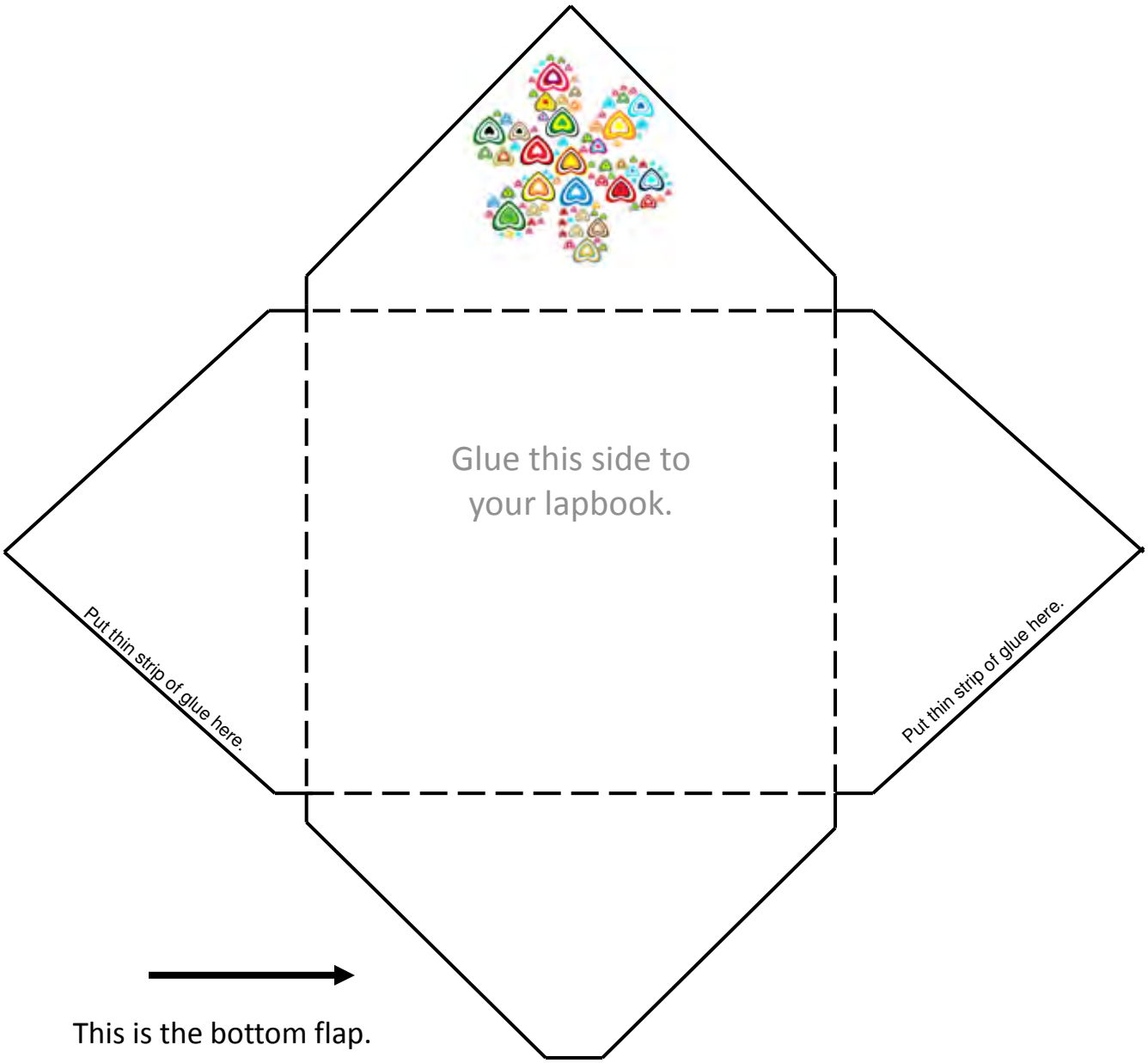

This is the bottom flap.

Little Notes (older)

Another way you can show your mom you love her is by writing little notes for her.

Write three short messages on the squares provided on the next page.

How to Make This Book

Cut out your messages. Cut out the three envelopes on the solid lines. Fold side flaps in first. Add glue as indicated. Fold bottom flap up and press onto glued edges. After the glue dries, add one message to each envelope. Add the envelopes to your lapbook.

When you are finished, click here to return to the main text of the book.

Message Ideas

I love you, Mom!
You are a great mom!
You're the best!
Have a nice day!
You are fantastic!
I love it when you smile.

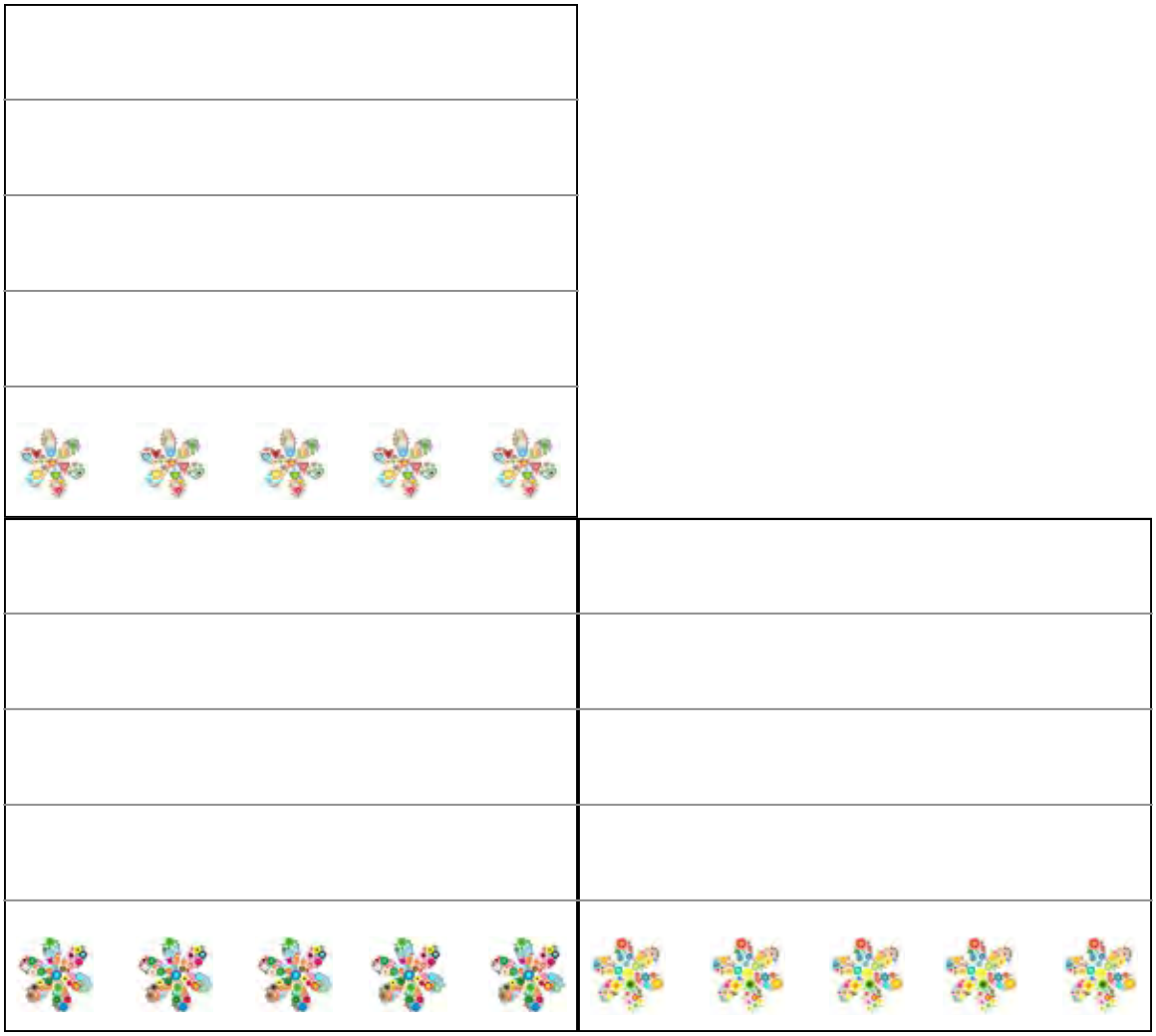

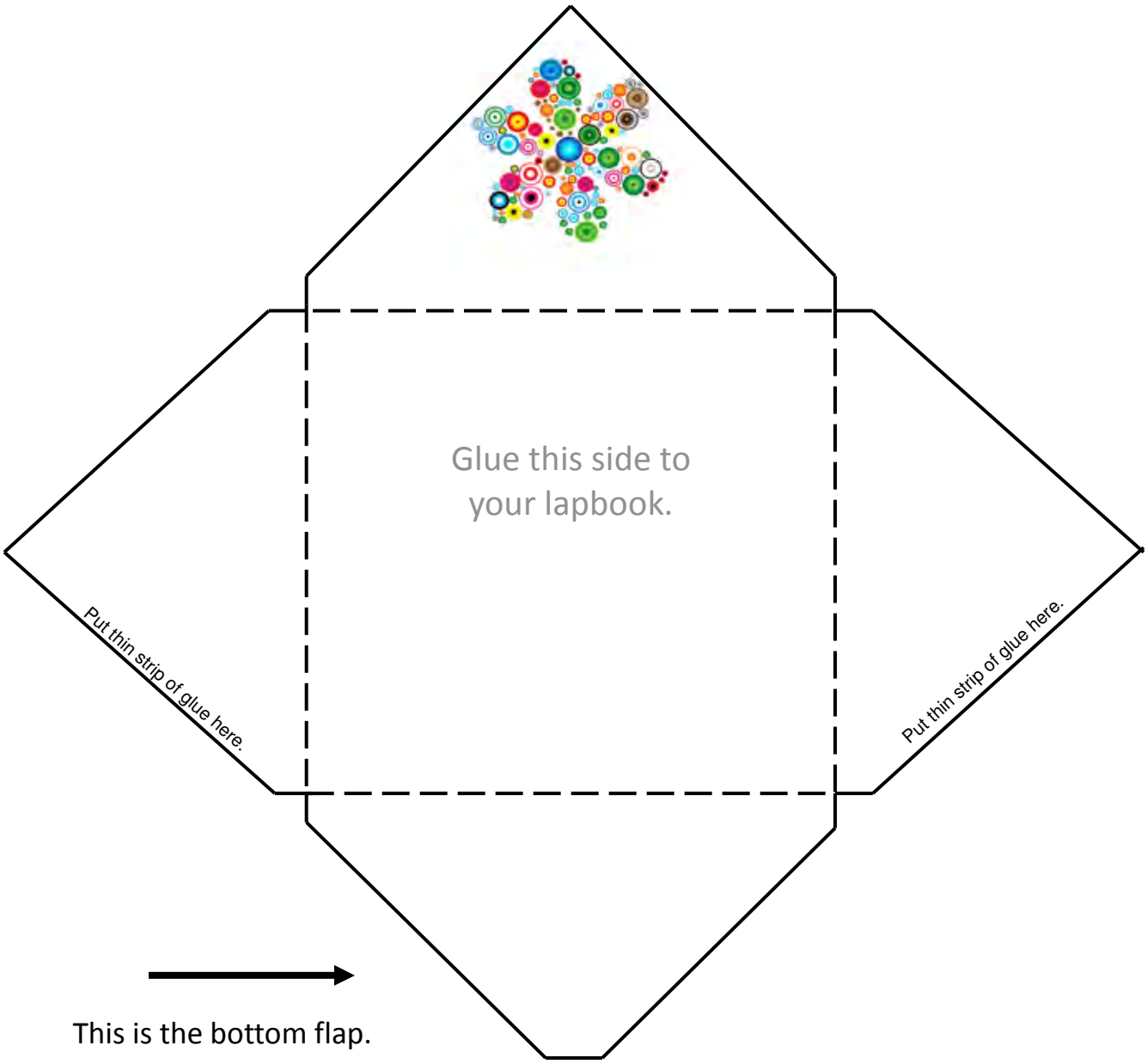

This is the bottom flap.

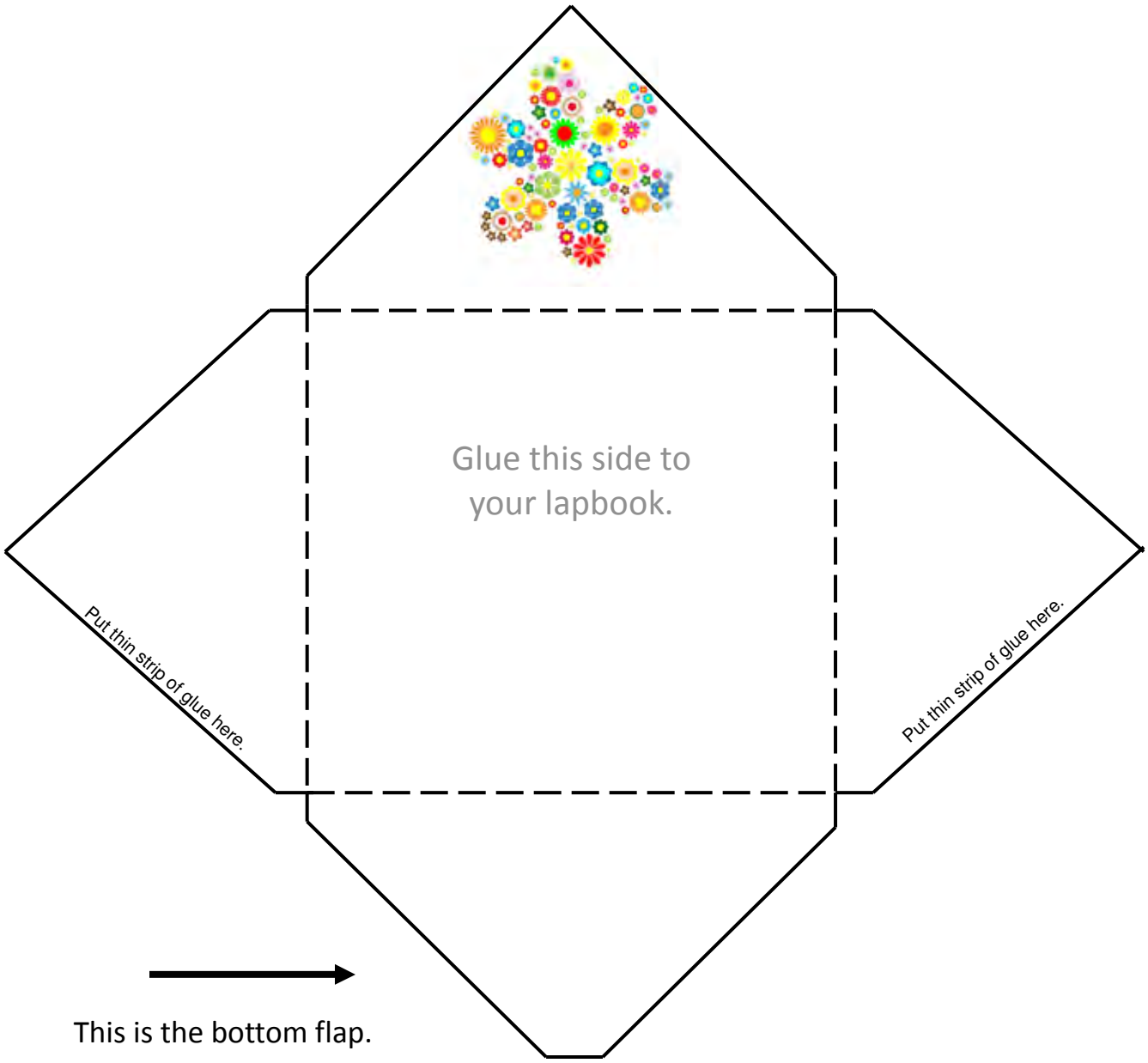

This is the bottom flap.

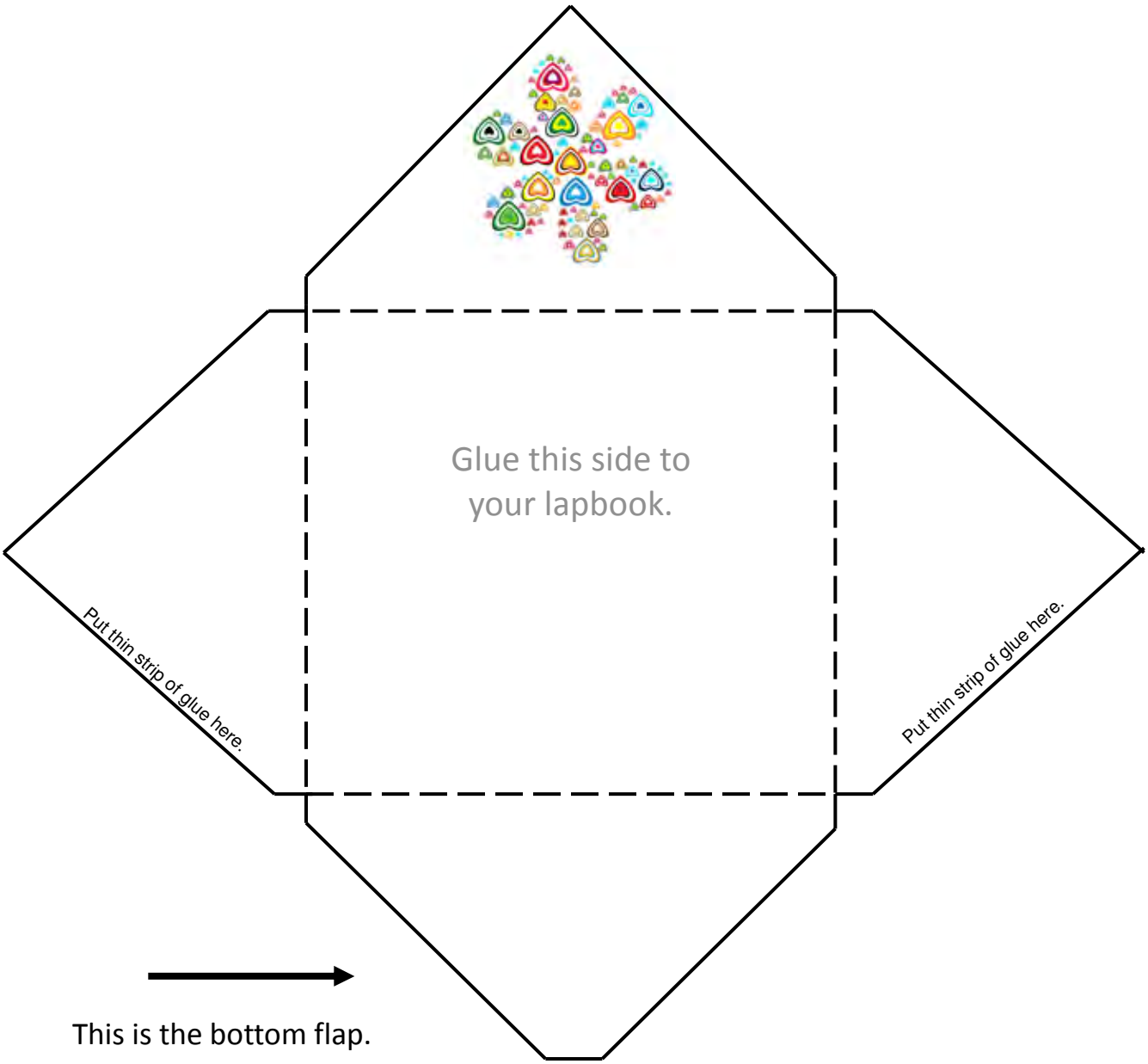

This is the bottom flap.

A Pocketful of Memories

A memory is something you won't forget; it is something special that happened to you in the past. What good memories do you share with your mother or because of your mother?

I have lots of good memories of my mom. When I was a preschooler, she played a pretend game with me that I called "Cindy and Cathy." When I was a little older, she taught me how to plant flowers and let me have my very own flowerbed to care for.

What memories do you have? Does your mom read a certain story book over and over to you? Has she ever made a special cake for your birthday? Is there a joke you both find really funny? Think about special places you've gone together and the interesting things that have happened while you were together. Write one memory on each card. Try to use at least three of the cards.

How to Make This Book

Cut cards out and store them in the pocket.

Cut pocket out as one piece on the solid black lines. Fold back up. Fold flaps around the back and glue down.

When you are finished, click here to return to the main text of the book.

A Pocketful of Memories





Coupon Book

You can give your mom some of your time and talent for Mother's Day by creating a coupon book just for her! Coupons are like tickets your mom can cash in when she wants to use one. Write things you are willing do for your mom on the coupons.

Once she has the coupon book, she will be able to give a coupon back to you and you will complete the activity for her.

If you aren't sure what to write on the coupons, look at this list of ideas:

breakfast in bed
vacuuming one room
washing the dishes
loading the dishwasher
matching the socks
one big hug
taking out the trash
playing a board game together
mopping one floor
weeding the garden
raking the leaves
one hour of silence

How to Make This Book

Cut out the coupons. Cut out the cover book and fold it in half. Open cover book. Stack coupons together. Staple them to the bottom half of the cover book. Paste the back of the coupon cover book to your lapbook.

When you are finished, click here to return to the main text of the book.


A
Gift
for
You

Happy Mother's Day!

To: _____ **From:** _____

This coupon good for:

_____

_____



Consumer: Good only on product indicated. Consumer pays any sales tax. Void if sold, exchanged, or transferred. Cash value 1/100 cent. Not valid with any other offer. No expiration date.

Happy Mother's Day!

To: _____ **From:** _____

This coupon good for:

_____

_____



Consumer: Good only on product indicated. Consumer pays any sales tax. Void if sold, exchanged, or transferred. Cash value 1/100 cent. Not valid with any other offer. No expiration date.

Happy Mother's Day!

To: _____ **From:** _____

This coupon good for:

_____

_____



Consumer: Good only on product indicated. Consumer pays any sales tax. Void if sold, exchanged, or transferred. Cash value 1/100 cent. Not valid with any other offer. No expiration date.

Happy Mother's Day!

To: _____ **From:** _____

This coupon good for:

_____

_____



Consumer: Good only on product indicated. Consumer pays any sales tax. Void if sold, exchanged, or transferred. Cash value 1/100 cent. Not valid with any other offer. No expiration date.

Happy Mother's Day!

To: _____ **From:** _____

This coupon good for:

_____

_____



Consumer: Good only on product indicated. Consumer pays any sales tax. Void if sold, exchanged, or transferred. Cash value 1/100 cent. Not valid with any other offer. No expiration date.

Happy Mother's Day!

To: _____ **From:** _____

This coupon good for:

_____

_____



Consumer: Good only on product indicated. Consumer pays any sales tax. Void if sold, exchanged, or transferred. Cash value 1/100 cent. Not valid with any other offer. No expiration date.

Gift Tag

To make your Mother's Day project complete, add this gift tag to the front of the lapbook you've created for your mom. You can show honor to your mom with a unique title. Instead of simply writing "To: Mom," you can write something a little more specific and fun.

Here are some examples:

To: My Dearest Mother
To: The World's Best Mom
To: Super Mom
To: My Favorite Mom

Happy Mother's Day!

To: _____

_____

From: _____

When you are finished, click here to return to the main text of the book.