

# EASTER PROMISE



20

Amanda Bennett

DOWNLOAD N GO

## Download N Go® (DNG) End User License Agreement (“License”)

**READ THIS END USER LICENSE AGREEMENT (“License”) CAREFULLY BEFORE PURCHASING, DOWNLOADING, OR INSTALLING ANY DNG PRODUCTS. DOWNLOADING, INSTALLING, OR USING DNG PRODUCTS CONSTITUTES AN AGREEMENT TO ABIDE AND BE BOUND BY EACH AND ALL OF THE TERMS OF THIS LICENSE.**

This Download N Go® product purchased by download, CD-ROM or online updates (“Original Product”), printed materials and on-line or electronic documentation relating to the Original Product (“Manuals”), and all copies, reproductions and derivative works relating to or created from the Original Product (individually and collectively, “DNG Products”) are copyrighted and protected works belonging to Amanda Bennett, LLC and published by Southern Hodgepodge, LLC (individually and collectively, “Licensor”). All rights to the DNG Products, other than the limited use rights granted in this Agreement, are specifically reserved and held to and by one or both of the Licensor entities, pursuant to U.S. and international laws and private agreements between the Licensor entities.

Use of DNG Products is governed by the terms of this End User License Agreement (“License”) and any related DNG Multi-User License Agreements (“Site Licenses”) or private agreements in writing between Licensor and third parties. DNG Products are sold and distributed for use by authorized end users (“Permitted Users”) according to the terms of the License only. Any person accessing or using DNG Products is a “User” bound by this License. Non-permitted uses by Users who are not also Permitted Users constitutes an actionable breach and violation of this License. Unauthorized use, reproduction, copying, sharing, sale, transfer or distribution of DNG Products is prohibited.

**1. Limited Use License.** All use of DNG Products is subject to this License, relevant terms of use, and any applicable Site Licenses (collectively, “Other Applicable Agreements”), the terms of which are hereby incorporated into this License by reference as if fully set forth herein. DNG Products may be used by Permitted Users only. A “Permitted User” is (a) an individual who has purchased one or more DNG Products, (b) an individual who receives one or more unopened, properly purchased DNG Products as a gift, (c) individuals who receive licensed copies of DNG Products pursuant to a valid Site License, or (d) immediate family members of individuals mentioned in (a), (b) or (c) who also share a residence with such individual. Licensor hereby grants each Permitted User a limited, non-exclusive license to download, save, install and utilize one (1) copy of the purchased DNG Products for personal use by the Permitted User and members of the Permitted User’s immediate family only. DNG Products may be installed on one (1) or more computers or electronic devices belonging to or under the personal control of the Permitted User, provided that the relevant DNG Product is used on no more than one (1) computer or electronic device at any given time. Notwithstanding anything in this Agreement to the contrary, a DNG Product may be installed and/or used on more than one (1) computer or electronic device simultaneously only if all simultaneous users are siblings and the minor children of a Permitted User who are using the DNG Product for simultaneous private homeschooling study or review. Downloading, installation and/or use of DNG Products constitutes the user’s acceptance of and consent to be bound by this License, all Other Applicable Agreements and applicable law.

**2. No Duplication or Resale.** Users may make one (1) copy of each DNG Product purchased for archival purposes only (“Archival Copy”). Aside from the Archival Copy, Users may not duplicate, copy, photocopy, reproduce, modify, translate, disassemble, distribute, derive or edit source code, or create derivative works based on DNG Products, and may not remove any copyright or other notices placed on or in DNG Products. Users may not install DNG Products on additional computers or electronic devices or make copies of DNG Products for purposes of sharing them with additional users other than (a) members of a Permitted User’s immediate family who share a residence with the Permitted User, or (b) as permitted by the express terms of a Site License or Other Applicable Agreement between the copier and Licensor. Permitted Users subject to Other Agreements which permit production of additional copies of DNG Products may make and/or distribute only the limited number of copies permitted by those Other Applicable Agreements. Failure to comply with the terms of this paragraph constitutes a material breach of this License resulting in immediate, automatic termination of the License, and may subject breaching individuals and entities to civil and/or criminal liability.

**3. No Sharing, Transfer or Resale.** This License and DNG Products purchased in connection therewith are personal to the original Permitted User(s) and may not be copied, shared or transferred to third parties except as expressly permitted by this License and Other Applicable Agreements, if any. Users may not sell, rent, lease, license, loan, or transfer the DNG Products, copies of the DNG Products or use of the DNG Products to any other person or entity except as expressly permitted by this License or Other Applicable Agreements, if any. Users may not use or exploit part or all of any DNG Product for any commercial purpose or in any group educational setting outside the Permitted User’s home or individual homeschool without the advance written consent of Licensor. Users are prohibited from selling or reselling DNG Products, including without limitation “used,” partially used or previously owned DNG Products. **Resale of DNG Products without the advance written consent of Licensor constitutes a material breach of this License.**

**4. Termination.** This License is effective until terminated. Users may terminate the License at any time by (a) destroying or erasing all hard copies of DNG Products and (b) removing all DNG Products from the User’s computer(s), electronic devices and backup drive(s), provided that subsequent purchase, repurchase, installation, reinstallation, and/or use of DNG Products constitutes the User’s renewed agreement to be bound and abide by this License. Licensor reserves the sole discretion to terminate this License with respect to any User(s) who fail to comply with the terms and conditions of this License and Other Applicable Agreements (“Breaching Users”). Breaching Users must destroy their copies of DNG Products and remove DNG Products from their computer(s), electronic devices and backup drive(s) immediately upon receipt of notice that Licensor has terminated their License to use the DNG Products.

**5. Ownership of DNG Products.** Ownership rights and title to DNG Products, including without limitation copyright, trademark and other intellectual property rights, are the sole property of Amanda Bennett, subject to publishing contracts with Unit Studies by Amanda Bennett, LLC. DNG Products are protected by the laws of the United States, international laws, treaties and conventions, and other applicable laws. All rights are reserved. DNG Products may also contain licensed or protected materials belonging to third parties and used by Licensor with permission from third-party owners (“Third-Party Content”). In the event of any violation of this License or applicable law, the owners of Third-Party Content may enforce their rights separately from or in connection with Licensor.

**6. Limited Warranty and Disclaimer of Warranties.** Except for the limited warranty contained below, Licensor expressly disclaims any and all warranties on DNG Products to the maximum extent permitted by applicable law. DNG PRODUCTS ARE PROVIDED "AS IS" WITHOUT ANY WARRANTY OF ANY KIND, EXPRESS OR IMPLIED, INCLUDING WITHOUT LIMITATION IMPLIED WARRANTIES OF CONDITION, DEFECT, USE, MERCHANTABILITY AND FITNESS FOR A PARTICULAR PURPOSE. User accepts all risk associated with or arising out of downloading, installation, use and performance DNG Products, provided that Licensor warrants that the DNG Products shall be free from material defects in material and workmanship at the time of purchase ("Covered Defects"). In the event a Permitted User provides Licensor with notice of a verifiable Covered Defect, Licensor will either (a) correct the Covered Defect, (b) provide the Permitted User with a replacement product or similar product of equal or lesser value, or (c) refund the Permitted User's purchase price, at Licensor's sole option and discretion. Licensor will not correct or warrant any defect, including without limitation Covered Defects, reported by persons or entities who cannot verify their identity as Permitted Users. THE FOREGOING REPRESENTS THE SOLE, EXCLUSIVE REMEDY FOR THE LIMITED WARRANTY SET FORTH IN THIS PARAGRAPH. EXCLUSIONS, LIMITATIONS AND DISCLAIMERS CONTAINED IN THIS PARAGRAPH DO NOT APPLY TO THE EXTENT PROHIBITED BY APPLICABLE LAW. INDIVIDUALS' RIGHTS MAY VARY BY JURISDICTION.

**7. Limitation of Liability.** LICENSOR DISCLAIMS ANY AND ALL RESPONSIBILITY AND LIABILITY FOR THE ACCURACY, INACCURACY, LEGALITY, RELIABILITY, OPERABILITY, FUNCTIONALITY, AVAILABILITY AND CONTENT OF DNG PRODUCTS. LICENSOR DISCLAIMS ANY AND ALL RESPONSIBILITY AND LIABILITY FOR DAMAGES CAUSED BY, ARISING OUT OF, RESULTING FROM, OR RELATING TO DNG PRODUCTS OR ANY PERSON DISPLAYING, UPLOADING, DOWNLOADING, INSTALLING, ACCESSING OR USING DNG PRODUCTS. LICENSOR DISCLAIMS ANY AND ALL RESPONSIBILITY AND LIABILITY FOR ERRORS, OMISSIONS, SUSPENSION, DELETION, MISDELIVERY OR UNAVAILABILITY OF COMPUTER HARDWARE, SOFTWARE AND OTHER PERSONAL PROPERTY BELONGING TO ANY PERSON OR ENTITY. LICENSOR WILL NOT BE RESPONSIBLE OR LIABLE FOR ANY DAMAGES, INCLUDING WITHOUT LIMITATION ACTUAL, DIRECT, INDIRECT, INCIDENTAL, SPECIAL AND CONSEQUENTIAL DAMAGES, CAUSED BY, RESULTING FROM OR ARISING OUT OF (A) USE, MISUSE OR LACK OF USE OF DNG PRODUCTS, (B) MATERIAL, INFORMATION, ADVICE, GOODS OR SERVICES LEARNED, PURCHASED OR OBTAINED THROUGH OR AS A RESULT OF DNG PRODUCTS, OR (C) ANY OTHER CAUSE, EFFECT, ACTION, CONSEQUENCE OR DAMAGE NOT DIRECTLY CAUSED BY OR RESULTING FROM THE WILLFUL MISCONDUCT OF LICENSOR. EXCLUSIONS AND DISCLAIMERS CONTAINED IN THIS LIMITATION OF LIABILITY DO NOT APPLY TO THE EXTENT PROHIBITED BY APPLICABLE LAW. THE RIGHTS OF USERS MAY VARY BY JURISDICTION.

**8. Export Controls.** DNG Products may not be exported or downloaded to or into any country or territory (a) to which the United States has embargoed goods or (b) where DNG Products are prohibited by applicable laws. Purchasing, downloading and installing DNG Products constitutes the User's agreement to the terms of this paragraph, as well as a representation and warranty that the User is not located in, under the control of or a resident of any such country or territory.

**9. Equitable Remedies.** All Users hereby agree that Licensor would be irreparably damaged if the terms of this License Agreement were not specifically enforced, and further agree that Licensor shall be entitled to file for, request and obtain any and all available legal and/or equitable remedies to prevent, enforce and redress breaches of this License without bond, security, or proof of damages, even if similar damages would not be available to the opposing party. In the event litigation is brought in connection with this License Agreement, the prevailing party shall be entitled to recover from the other party all the costs, attorneys' fees and other expenses incurred by such prevailing party in the litigation. A party need not recover an award of money damages to be considered a "prevailing party" for purposes of this paragraph.

**10. Modifications.** Licensor reserves the sole, discretionary right to update, modify or change this License and Other Applicable Agreements at any time, with or without cause or advance notice. Updates, changes, modifications, additions, supplements and deletions to and from the terms and conditions of this License and Other Applicable Agreements are effective upon implementation. Downloading, installing and using DNG Products following changes to the License or Other Applicable Agreements constitutes the User's acceptance of any and all such changes.

**11. General Terms.** This License, together with any Other Applicable Agreements, represents the only, final, complete and exclusive understanding between User(s) and Licensor and supersedes any prior or contemporaneous oral or written agreements. In the event of any conflict or disagreement between this License and Other Applicable Agreements, the terms of this License will control. User and Licensor have no relationships, agreements, and User has no rights relating to DNG Products, except as expressly stated in this License. This License may only be modified by a written instrument approved in writing or executed by an authorized representative of Licensor which specifically states that it modifies this License. This License was written in and will be construed and enforced in accordance with the laws of the State of Texas. User agrees to submit to the personal jurisdiction of the Federal or state courts located in Texas for purposes of any legal action commenced under or arising out of this License, Other Applicable Agreements or applicable laws, as well as actions arising out of or relating to any DNG Products. Nothing in this License will be interpreted to require the commission of an illegal act or a violation of applicable law. If any conflict arises between this License and applicable law the law will prevail, the relevant provisions of the License will be deleted, modified or limited to the extent necessary to comply with law and all other provisions of the License will remain in full force and effect. Notices must be made in writing. Licensor may provide valid, effective notice to Users by posting or broadcasting notices on Licensor's website or related websites owned and operated by either or both Licensors. Notices posted on websites are deemed given when posted. Failure to enforce any provision of this License does not and will not constitute a waiver of the right to enforce the same or any other provision against the same or any other User or third party in any subsequent situation. Any provisions which are reasonably required in order to fully enforce this License will survive its termination. All rights reserved.

**12. Acceptance by User.** Each User understands and agrees to each and every one of the terms of this License and Other Applicable Agreements as if the User had signed a written document containing the same.

# Download N Go® 2.0

By Amanda Bennett

Learning adventures for grades K – 4.

Find more fun-to-use learning tools at [UnitStudy.com](https://www.UnitStudy.com).

© 2025 Amanda Bennett

Published by Southern Hodgepodge, LLC  
P.O. Box 505, Dunlap, TN 37327

## **All Rights Reserved.**

No part of this book may be reproduced or used in any form without written permission from the publisher. **The original purchaser is hereby granted permission to print the pages for use with the original purchaser's children.**

This published work may contain facts, views, opinions, statements, recommendations, hyperlinks, references, websites, advertisements and other content and links or references to external sources (collectively, "Content") not owned or controlled by AMANDA BENNETT or Southern Hodgepodge, LLC (individually and collectively, "Owner and Publisher") This Content does not necessarily reflect the views, opinions or recommendations of Owner and Publisher, and any reliance upon such Content is taken at the user's sole risk. Owner and Publisher, along with the individual contributors, have made reasonable efforts to include accurate, current, "family-friendly" Content, but Owner and Publisher make no warranties or representations as to the accuracy, safety or value of Content contained, published, displayed, uploaded, downloaded or distributed through or as part of this publication and assumes no liability or responsibility for the content of linked or referenced sources or for errors or omissions in Content. Users are advised that online content, and the user's experience, may change during use or over time, and are strongly advised to use discernment and wisdom when considering advice and recommendations made in this or any other published work. Owner and Publisher accept no responsibility for the actions of third parties or for Content provided, uploaded, linked or posted by third parties.

Scripture taken from the Holy Bible, New International Version®, NIV® Copyright © 1973, 1978, 1984, 2011 by Biblica, Inc.® Used by permission. All rights reserved worldwide.

The "NIV" and "New International Version" trademarks are registered in the United States Patent and Trademark Office by Biblica. Use of either trademark requires the permission of Biblica.

# USING AI RESOURCES WITH THIS STUDY

As we have worked to create excellent and comprehensive learning resources for every one of our unit studies, we have taken a first step into navigating the world of AI as a component of education. Because AI is already typically a part of many traditional school approaches, we have explored various opportunities to incorporate it in a way that is safe and effective for you and your family.

And we are so glad we did! AI, used well, can add a valuable layer of exploration for curious learners. You'll find that throughout this study, we include Ask AI prompts to use with resources like Google Gemini, ChatGPT, Microsoft Copilot, Perplexity and other AI options.

You will notice that we use AI only as an enhancement to learning, never the primary resource. We will always recommend books as the spine of any study.

Two things to remember to ensure AI learning is safe and beneficial:

1. It is important that a parent always supervise a child's use of an AI chatbot, to help guide their learning and ensure a safe experience.
2. When your child wants to ask his/ her own questions of the chatbot, make sure that you help create a kid-friendly AI prompt, giving specific instructions to the chatbot - including asking for age appropriate answers for your child's age. "I am 7 years old. Why is Easter called Resurrection Day?"

And now, let's turn the page and begin this learning adventure with your child!

# EASTER PROMISE

## Table of Contents

|   |    |
|---|----|
| Introduction .....                          | 6  |
| Adventure Quests.....                       | 8  |
| Book Suggestions.....                       | 9  |
| Introduction to Lapbooking.....             | 11 |
| Quest 1: Who Is Jesus? .....                | 12 |
| Quest 2: Jesus' Miracles and Ministry ..... | 28 |
| Quest 3: Learn About the Last Supper.....   | 44 |
| Quest 4: What Is Good Friday? .....         | 57 |
| Quest 5: Jesus' Resurrection .....          | 68 |
| Fun Family Ideas .....                      | 84 |

# INTRODUCTION

By Amanda Bennett

Easter, also known as Resurrection Day, is my favorite holiday of the year. We are able to set aside this special time to remember God’s ultimate gift to us: eternity! From Palm Sunday to Ascension Day, this Download N Go® 2.0 introduces your child to the events that changed our world forever and gave us promise and hope. This holiday provides the perfect opportunity to use this special time to teach our children about the promise of Easter—God’s promise through His son, Jesus.

From meeting the disciples to learning about Passover, studying the Last Supper, and learning about what happened at Gethsemane, your child is about to begin a fascinating exploration of the real meaning of Easter. From curiosity to wonder to understanding, your child will begin to grasp the real promise of Easter with this new Download N Go® 2.0 study.

Choosing this topic for a Download N Go® 2.0 study was easy for me, since it provides an interesting and priceless adventure in learning about God’s promise through the life and death of Jesus. Like you, I have my share of childhood memories of Easter, and the most vivid are of our Easter morning treks to the local sunrise service beside the bay. We looked forward to this special time, waiting for first light, all wrapped up in blankets and everyone speaking in hushed whispers. Get ready to make some lasting memories of your own with your family this Easter.

With this study, your child will learn about the last week of Jesus’ life, as well as some of the prophecies that were fulfilled through Him. In each quest, your student will explore and investigate, creating and adding more learning components to her *Easter* lapbook—building a wonderful reminder of all that she is learning to enjoy for years to come.

With Download N Go® 2.0 unit studies, you are about to begin a new kind of learning experience. Each study is made up of a series of Adventure Quests and lapbook components. The name, Download N Go™, comes from the concept that these studies are ready to use as soon as you have downloaded them. No preparation, waiting time, or expensive resources are required. A few inexpensive items are needed for the lapbook: a simple file folder, a glue stick, safety scissors, brass brads, and crayons or markers. That’s it—simple, effective, and what a way to learn!

Now that you are beginning *Easter Promise*, get ready for a wonderful adventure exploring this meaningful holiday. Your child will investigate the events of the Lord's life at the end of His life, following Him through that week all the way to His resurrection and ascension to heaven.

Enjoy this study—may God bless you for your efforts to teach your children about the promise of Easter. Jesus' resurrection opened up eternity for those who follow Him. Make some hot cross buns, pack a blanket, and head for the sunrise service—it will take on a whole new meaning this year!

**Notes to parents:** *Remember that Internet site content can change overnight. Please check the sites you plan to use before your child visits them in the study.*

*Some of the videos in this study are hosted by YouTube and include Google ads that cannot be completely avoided. These ads can be hidden by clicking on the X in the upper-right corner of the ad banner.*



*To conserve printer ink, please note that most printers have a variety of printing options (draft mode, economy mode, grayscale, black and white, etc.), which may reduce your ink usage. Refer to [this guide](#) for assistance in exploring your printer's options.*

FOLLOW US ON



Facebook



Twitter



Pinterest



# ADVENTURE QUESTS

## Quest 1: Who Is Jesus?

1. What is celebrated on Easter, also known as Resurrection Day?
2. Who is Jesus?
3. Become familiar with the Old Testament prophecies about the Savior.
4. Learn about where Jesus lived while on Earth.

## Quest 2: Jesus' Miracles and Ministry

1. What do we know about Jesus' early life?
2. Who was John the Baptist?
3. Investigate the early ministry of Jesus.
4. What is Palm Sunday?

## Quest 3: Learn About the Last Supper

1. What is Passover?
2. Investigate the Last Supper.
3. Become familiar with the events in the Garden of Gethsemane.
4. Learn about The Last Supper painting.

## Quest 4: What Is Good Friday?

1. Learn about Good Friday.
2. What does the Bible say about the events of that day?
3. Who was Joseph of Arimathea?
4. Who were Jesus' 12 disciples?

## Quest 5: Jesus' Resurrection

1. Learn about the discovery of the empty tomb.
2. Become familiar with Jesus' appearances to His disciples and others.
3. What is salvation?
4. Learn about Jesus' ascension to heaven.

# BOOK SUGGESTIONS

Here are some of the books that complement this unit study. You do not need them all—just try to find a few that sound interesting for your students. I include quite a variety of titles, because everyone’s library or bookstore has different collections of books, and I hope these titles will help give you ideas and direction.

Unit study tip: When working on unit studies, it can be so helpful to take a laundry basket and redefine its purpose: It will now become the unit study/library book basket! This way, the books are easier to locate when you need them, and it really does become a habit after a while. Read on!

## Quest 1

*Daily Life at the Time of Jesus*, Miriam Feinberg Vamosh. ISBN 9652801100

*J Is for Jesus: An Easter Alphabet and Activity Book*, Debbie Trafton O’Neal. ISBN 0806651237

*The Tale of Three Trees*, Angela Elwell Hunt. ISBN 0745917437

*Journey to the Cross*, Helen Haidle. ISBN 031070023X

*The Greatest Story Ever Told*, Fulton Oursler.

## Quest 2

*My ABC Bible Verses: Hiding God’s Word in Little Hearts*, Susan Hunt. ISBN 1581340052

*The Legend of the Sand Dollar: An Inspirational Story of Hope for Easter*, Chris Auer. ISBN 0310707803

*Amon’s Adventure*, Arnold Ytreeide. ISBN 0825441714

*The Easter Story*, Brian Wildsmith. ISBN 0802851894

*The Joys of Easter*, Rachel Hartman.

## Quest 3

*My First Story of Easter*, Tim Dowley. ISBN 0802417671

*The Very First Easter*, Paul L. Maier. ISBN 0758606273

*The Easter Story*, Carol Heyer. ISBN 0824953630

*The Silver Chalice*, Thomas B. Costain. ISBN 0829423508

*In Jesus’ Time: Teaching Bible History to Children of All Ages*, Kathryn L. Merrill and Kristy L. Christian. ISBN 0935834931

## Quest 4

*Journey, Easter Journey*, Dandi Daley Mackall. ISBN 1400305136

*Benjamin's Box: A Resurrection Story*, Melody Carlson. ISBN 0310700442

*The Robe*, Lloyd C. Douglas. ISBN 1444627910

*Celebrating the Christian Year* (Building Family Traditions Around All the Major Christian Holidays), Martha Zimmerman. ISBN 1568659466

*The Family Hand-Me-Down Book: Creating and Preserving Family Traditions*, Debbie Trafton O'Neal. ISBN 0806640359

## Quest 5

*The Parable of the Lily*, Liz Curtis Higgs. ISBN 1400308445

*Miracle in the Morning: The Wonderful Story of Easter*, Mary E. Erickson. ISBN 078143386X

*Peter's First Easter*, Walter Wangerin. ISBN 0310222176

*He Is Alive!* Helen Haidle. ISBN 0310700337

*Tell Me About Heaven*, Randy Alcorn. ISBN 1581348533

*Heaven for Kids*, Randy Alcorn. ISBN 1414310404



# INTRODUCTION TO LAPBOOKING

By Laura Clark

What exactly is a lapbook? A lapbook is an exciting, hands-on learning tool. Using a few inexpensive items—a simple file folder, a glue stick, safety scissors, brass brads, and crayons or markers—your child builds a wonderful keepsake to capture some of the lessons learned during this Download N Go® 2.0 study.

Each Download N Go® 2.0 unit study includes creative and colorful lapbooking templates ready for you and your child to print, cut out, and complete together. Download N Go® 2.0 lapbooking components are integrated with the daily lesson and reinforce what your child learns, using hands-on activities. With Download N Go® 2.0 lapbook-ing components, your child will make pop-ups, vocabulary mini books, accordion timelines, pamphlet graphs, and so much more.

Lapbooks can be assembled in several ways; the elements fit together like pieces of a puzzle, attached to the file folder. One option is to have your child complete each lapbook component as it is encountered in the lesson and store them in an envelope for assembly at the end of the study. Another option is to glue each component in the lapbook as the activity is completed. Either way, your child will love this amazing, handmade lapbook.

Would you like to find out more about lapbooking? Check out the links below.

**Ask AI Prompt:** Please share a video on How to Make a Lapbook and a video on What is a Lapbook?

Lapbooks are fun, effective, and memorable learning tools. And now, take off and enjoy the Download N Go® 2.0 lapbooking adventure!

# QUEST 1

## Who Is Jesus?

We are going to begin our study of Easter—also known as Resurrection Day—by learning some of the basics about the events that changed our world forever and gave us promise and hope! To help get our adventure off to a fun start, check out these videos:

**Ask AI Prompt:** I am \_\_\_ years old. Please share videos for kids on Easter Praises and a video on The Tale of the Three Trees.

When you think about Easter, how would you describe what is being celebrated? *Write your answer below.*



A decorative border made of moss, yellow flowers, and colorful Easter eggs (orange, blue, green) frames the writing area. The border is L-shaped, with the top and right sides on the right side of the page and the bottom and left sides on the left side of the page.

---

---

---

---

---

---


---

---

---

---

How does your family celebrate Easter? *Describe or draw a picture of Easter at your house, and don't forget to include your favorite parts of Easter.*




**Ask AI Prompt:** I am \_\_\_ years old. What is the date of Easter Sunday this year?

Add the [correct month](#) and dates to the blank calendar below. Cut out the “Easter Sunday” square on the [cutout page](#) and paste it on the correct date. You will use this calendar for [page 39](#) and [page 58](#) activities.

| Sunday | Monday | Tuesday | Wednesday | Thursday | Friday | Saturday |
|--------|--------|---------|-----------|----------|--------|----------|
|        |        |         |           |          |        |          |
|        |        |         |           |          |        |          |
|        |        |         |           |          |        |          |
|        |        |         |           |          |        |          |
|        |        |         |           |          |        |          |

How many days are there until Easter? \_\_\_\_\_

Let's begin at the beginning. What do you already know about Jesus? *Write your answer below.*



A large red heart-shaped frame with decorative swirls and smaller hearts. Inside the heart, there are seven horizontal lines for writing.

**Ask AI Prompt:** I am \_\_ years old. Approximately when did Jesus live on Earth? Please share a chart or a timeline of the Life of Jesus.

*Write your answer below.*

---



It always helps when you begin to study Jesus' life to find out the story of His birth.

**Ask AI Prompt:** I am \_\_\_ years old. Please share the story of Jesus' birth.

*Parents, have your child tell you everything he knows about Jesus' birth. As he talks, write down his exact words on the lines below.*



**Ask AI Prompt:** I am \_\_\_ years old.  
Please share Matthew 2:1.

Where was Jesus born?  
*Write your answer below.*

---

Mark this town on the [map](#) you are creating  
this week.

Color the Nativity. Cut the [cutouts](#) and paste them  
on the Nativity.

Close your eyes and imagine the brightness of  
that star in the heavens more than 2,000 years  
ago—can't you see the anticipation and  
eagerness on the faces of the Wise Men?

**Ask AI Prompt:** I am \_\_\_ years old. Please share Matthew 2: 1-12.  
Why did the Wise Men follow that star?

*Write your answer below.*

---

---

“She will give birth  
to a son,  
and you are  
to give him  
the name Jesus,  
because He will  
save his people  
from their sins.”  
~ Matthew 1:21



When we learn about Jesus' life, we need to also learn about Old Testament prophets.

**Ask AI Prompt:** I am \_\_\_ years old. What is a prophet?  
*Write your answer below.*

---

---

**Ask AI Prompt:** I am \_\_\_ years old. Can you name some of the prophets from the Bible?  
*Below, list two prophets from the Bible.*

---

---

**Ask AI Prompt:** I am \_\_\_ years old. What is a prophecy?  
*Write your answer below.*

---

---



**Ask AI Prompt:** I am \_\_\_ years old. Please share Micah 5:2.

There are many prophecies in the Old Testament about the coming Savior. Let's look at one Old Testament prophecy about Jesus. Read [Micah 5:2](#) and write it below.



---

---

---

---

---

---

---

---

---

---



---

---

---

---

---

---

Did this prophecy come true? *Color the correct answer below.*

YES

NO

**Ask AI Prompt:** I am \_\_ years old. Please share Matthew: 2:13-21.

When Jesus was very young, Joseph was told in a dream to take Jesus and Mary to another country. What country was it? *Color this country orange on your [world map](#).*

What Old Testament prophecy was fulfilled by this event? *Fill in the blanks below.*

“... out of \_\_\_\_\_

I called my \_\_\_\_\_.”

Hosea \_\_\_\_:1

**Ask AI Prompt:** I am \_\_ years old. Please share Matthew 2:19-23.

Where did Jesus spend most of His childhood? *Write your answer below.*

---

*Mark this town on your [map](#).*

**Ask AI Prompt:** I am \_\_\_ years old. Where in the world is Israel? Please share a map.  
Color this country **blue** on your [world map](#).

**Ask AI Prompt:** I am \_\_\_ years old. I would like to learn more about the beautiful country where Jesus lived His days on Earth. What is the capital of Israel?

*Write your answer below.*

---

**Ask AI Prompt:** I am \_\_\_ years old.  
How many people live in Israel?  
*Write your answer below.*

---

**Ask AI Prompt:** I am \_\_\_ years old. How many people live in my country of \_\_\_?  
*Write your answer below.*

---

**Ask AI Prompt:** I am \_\_\_ years old. What is the official language of Israel?

*Write your answer below.*

---



# Painting of the Day

## Manger Scene



In each quest, you will investigate a painting about the life of Jesus. Today we will take a look at a painting by artist Carl Bloch.

**Ask AI Prompt:** I am \_\_ years old. Where was Carl Bloch born?  
Color this country **green** on your [world map](#).

What year was Carl Bloch born? *Color the correct answer below.*

1880

1834


1923

1795

1960

1900

**Ask AI Prompt:** I am \_\_\_ years old. Please share the painting Manger Scene by Carl Bloch. What is the first thing you notice about this painting? *Write your answer below.*





*Below, draw your own picture of the birth of Jesus.*



## Just for Fun

The tradition of working on a jigsaw puzzle over special holidays has emerged as a favorite time for my family, allowing for plenty of sharing, learning, and memory-making. For Easter, consider puzzles that have a theme of Jesus' life and miracles.

## Internet Resources

**Ask AI Prompt:** I am \_\_ years old.

Please share resources for:

Mary and Baby Jesus Coloring Page

Easter Handprint Wreath

The Season of Lent

The Story of the Life of Jesus Christ

Jesus Who?

## Spelling/Vocabulary

- son
- love

Follow [this link](#) to find the spelling/vocabulary words activity.

## Optional Words for More Challenge

- Savior
- faith

Follow [this link](#) to find the challenge words activity.

## Book Ideas

*Daily Life at the Time of Jesus*, Miriam Feinberg Vamosh. ISBN 9652801100

*J Is for Jesus: An Easter Alphabet and Activity Book*, Debbie Trafton O'Neal.

ISBN 0806651237

*The Tale of Three Trees*, Angela Elwell Hunt. ISBN 0745917437

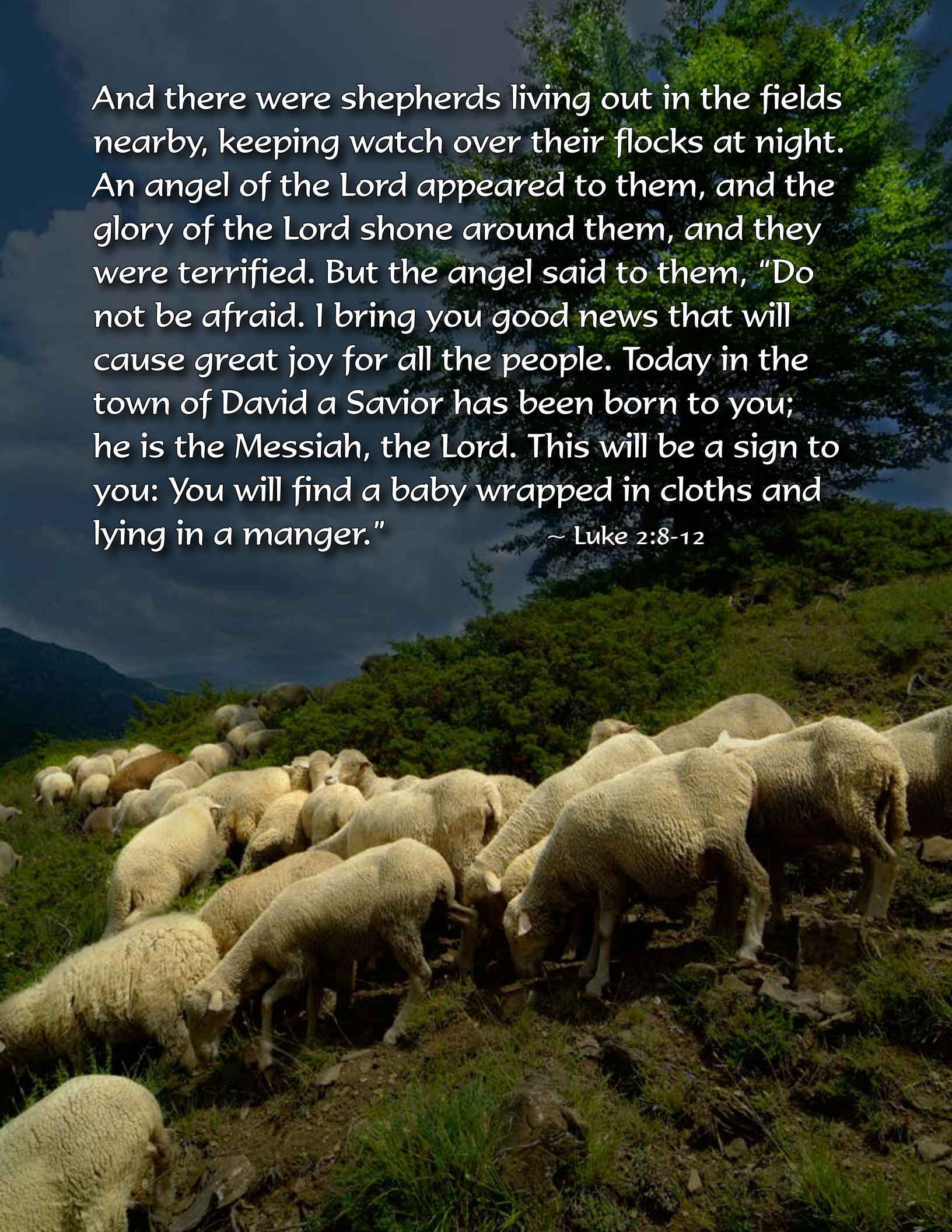
*Journey to the Cross*, Helen Haidle. ISBN 031070023X

*The Greatest Story Ever Told*, Fulton Oursler.



And there were shepherds living out in the fields nearby, keeping watch over their flocks at night. An angel of the Lord appeared to them, and the glory of the Lord shone around them, and they were terrified. But the angel said to them, "Do not be afraid. I bring you good news that will cause great joy for all the people. Today in the town of David a Savior has been born to you; he is the Messiah, the Lord. This will be a sign to you: You will find a baby wrapped in cloths and lying in a manger."

~ Luke 2:8-12



# QUEST 2

## Jesus' Miracles and Ministry

In this quest, we will study the events in the early years of Jesus' life. First, let's watch these videos:

**Ask AI Prompt:** I am \_\_\_ years old. Please share videos for kids on an Easter Drama

—Ministry and Triumphant Entry and a video on Kids' Palm Sunday.

**Ask AI Prompt:** I am \_\_\_ years old. Please share Luke 2:41-51. When Jesus was 12 years old, He went on a trip with Mary and Joseph. Where did they go?

*Write your answer below.*

---

*Mark this town on the [map](#) you are creating.*

**Ask AI Prompt:** I am \_\_\_ years old. How far was it from Nazareth to Jerusalem?

*Draw a line from Nazareth to Jerusalem on your [map](#) and write your answer on the line.*

**Ask AI Prompt:** I am \_\_\_ years old. How did Jesus travel from Nazareth to Jerusalem?

*Write your answer below.*



**Ask AI Prompt:** I am \_\_\_ years old. What happened with Jesus in the Temple (Luke 2:41-51) on this trip?

*Write your answer below.*

---

---

---

**Ask AI Prompt:** I am \_\_\_ years old. In Luke 2:49, what did Jesus say when Mary and Joseph found Him in the temple?

*Write your answer below.*

---

---



# Painting of the Day

## Jesus in the Temple



**Ask AI Prompt:** I am \_\_\_ years old. Please share a link to a website with an image of Carl Bloch's *Teaching in the Temple* painting.

What is the first thing you notice about this painting? *Write your answer below.*

A wooden easel with a light-colored frame and two legs. It holds a large sheet of white paper with horizontal lines for writing. The paper is slightly wrinkled and has a small wooden clip at the top center. The easel is positioned in the center of the page, below the text.

What colors did Carl Bloch use in this painting? *List two colors below.*



*Below, draw your own picture about this event in the life of Jesus.*





**Ask AI Prompt:** I am \_\_\_ years old. Who was John the Baptist? Please share information on Jesus Is Baptized and a John the Baptist Bible Study for Kids.

*Write your answer below.*

---

---

---

---

**Ask AI Prompt:** I am \_\_\_ years old. What Old Testament prophecy was fulfilled by John the Baptist in Luke 7:24-27?

*Write your answer below.*

---

---

---

---



**Ask AI Prompt:** I am \_\_\_ years old. Please share Isaiah 9:6-7 with the Old Testament prophecy about Jesus.

*Read Isaiah 9:6-7 and write it below.*



---

---

---

---

---

---

---

---



---

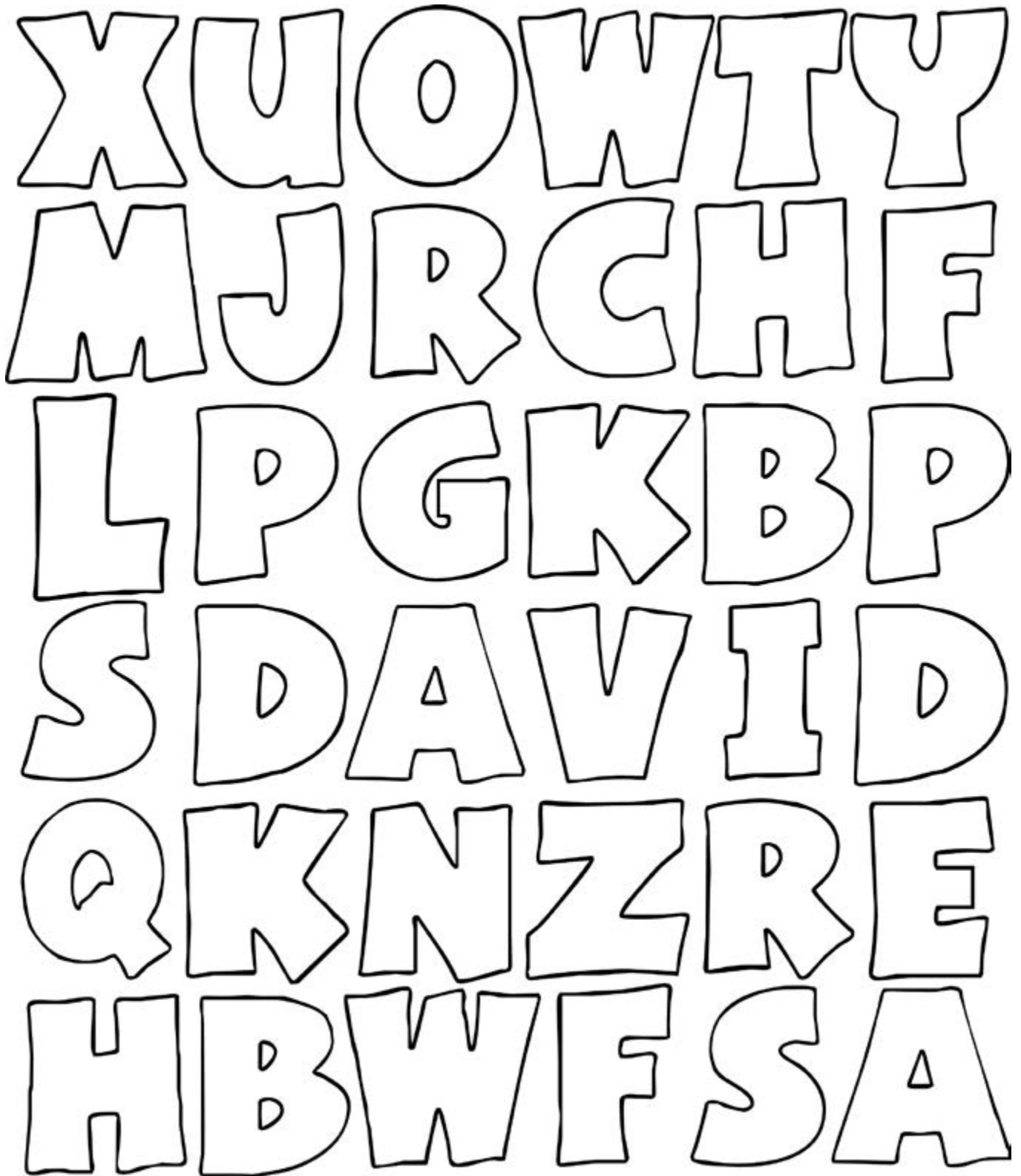
---

---

---

---

According to verse 7, Jesus would be heir to whose throne? *Find the answer hidden in the letters below. Color the letters of that word.*



**Ask AI Prompt:** I am \_\_ years old. Please share Luke 1:31-32. Did the prophecy come true?  
*Color the correct answer below.*

YES

NO

**Ask AI Prompt:** I am \_\_ years old. What is the definition of a miracle?  
*Write your answer below.*


---

---



**Ask AI Prompt:** I am \_\_\_ years old. Please share the first miracle performed by Jesus that we read about in the Bible in John 2:1-11 and that took place at a wedding.

*Read about this miracle, then draw a picture or tell what happened in your own words below.*



The form consists of a large rectangular area enclosed by a double brown border. Inside this area, there are seven horizontal black lines for writing, spaced evenly from top to bottom. In the bottom right corner of the frame, there is a small, detailed illustration of a terracotta jug with a handle and three chalices (cups) with stems, arranged together.

**Ask AI Prompt:** I am \_\_\_ years old. What is the name of the town where Jesus performed the miracle at the wedding?

Mark this location on the [map](#) you are creating.

**"Hosanna;  
Blessed is He  
who comes  
in the name  
of the  
Lord."**

**~ Mark 11:9**

**Ask AI Prompt:** I am \_\_\_ years old. Please share about the miracles of Jesus in the Bible.

Record what you learn in your [Jesus' Miracles layer book](#) and add it to your lapbook.

During the last week of Jesus' life here on Earth, He returned to Jerusalem.

**Ask AI Prompt:** I am \_\_\_ years old. How did Jesus enter Jerusalem? Please share the scriptural account of Jesus' Triumphant Entry and Jesus entering Jerusalem. Write your answer below.



**Ask AI Prompt:** I am \_\_\_ years old. Please share Zechariah 9:9.  
*Write Zechariah 9:9 below.*



---

---

---

---

---

---

---

---



---

---

---

---

---

**Ask AI Prompt:** I am \_\_\_ years old. Did the Old Testament prophecy in Mark 11:7-11 come true?

*Color your answer below.*

YES

NO

**Ask AI Prompt:** I am \_\_\_ years old. What did the people call out to Jesus as He entered Jerusalem? What does this word mean? Please share a video for kids on Jesus' Triumphant Entry Reenactment.

*Write your answer below.*

---

---

---

**Ask AI Prompt:** I am \_\_\_ years old. What is the name of the special Christian holiday when we remember and celebrate Jesus' triumphant entry into Jerusalem?

*Write your answer below.*


---

**Ask AI Prompt:** I am \_\_\_ years old. What is the date of this special Palm Sunday holiday this year?

*Cut out the "Palm Sunday" square on the [cutout page](#) and paste it on the correct date of the [calendar](#) you are creating this week.*



How does your family remember Palm Sunday? *Draw a picture or tell how your family remembers Palm Sunday in your own words below.*



The image shows a large rectangular frame. Inside the frame, at the top, is a simple line drawing of a house. The house has a gabled roof, a rectangular door on the left, and a square window with a cross-shaped frame on the right. Below the house is a silhouette of grass. The bottom half of the frame is divided into five horizontal lines, providing space for writing.

## Just for Fun

Consider making resurrection rolls with your children as a special treat today and on Easter morning, too!

**Ask AI Prompt:** I am \_\_\_ years old. Please share a link to How to Make Resurrection Rolls at Your Best Homeschool.

**Ask AI Prompt:** I am \_\_\_ years old. Please share how to make a set of Resurrection Eggs and a video for kids on the Easter Story Using Resurrection Eggs. Then gather the needed items to make your own set of resurrection eggs:

What a fun and memorable way to share the story of Easter with young children!

## Internet Resources

**Ask AI Prompt:** I am \_\_\_ years old. Please share a Jesus in the Temple

Coloring Page, a Triumphant Entry Coloring Page, a Palm Sunday Celebration and a Candy Palm Tree Craft for Palm Sunday

## Spelling/Vocabulary

- save
- holy

Follow [this link](#) to find the spelling/vocabulary words activity.

## Optional Words for More Challenge

- triumphant
- feast

Follow [this link](#) to find the challenge words activity.

## Book Ideas

*My ABC Bible Verses: Hiding God's Word in Little Hearts*, Susan Hunt. ISBN 1581340052

*The Legend of the Sand Dollar: An Inspirational Story of Hope for Easter*, Chris Auer. ISBN 0310707803

*Amon's Adventure*, Arnold Ytreeide. ISBN 0825441714

*The Easter Story*, Brian Wildsmith. ISBN 0802851894

*The Joys of Easter*, Rachel Hartman.



A group of five diverse children are smiling and looking towards the camera. They are outdoors, with a blurred background of green foliage and a bright sky. The children are of various ethnicities and are dressed in casual clothing. The text is overlaid on the upper right portion of the image.

“Jesus said, “Let the little children come to me,  
and do not hinder them,  
for the kingdom of heaven belongs  
to such as these.”

~ Matthew 19:14

# QUEST 3

## Learn About the Last Supper

Before we begin this learning adventure, let's take a look at these videos:

**Ask AI Prompt:** I am \_\_\_ years old. Please share videos for kids on: The Last Supper and The Garden of Gethsemane.

**Ask AI Prompt:** I am \_\_\_ years old. What is Passover?  
*Write your answer below.*

---

---

---



**Ask AI Prompt:** I am \_\_\_ years old. What event in the Old Testament in Exodus 12 is remembered during Passover? Please share about the First Passover and The Flight from Egypt.  
*Write your answer below.*

---

---

---

**Ask AI Prompt:** I am \_\_\_ years old. Did Jesus observe Passover? Please share Luke 2:41 and Luke 22:7-13.

*Color your answer below.*


YES

NO

On His last night with His disciples, Jesus shared a special meal with them. He told the disciples many things and used bread and wine to explain these things to them. This meal is now observed in Christian churches around the world.

**Ask AI Prompt:** I am \_\_\_ years old. What is this special meal called in Luke 22:7-20?

*Write your answer below.*



**Ask AI Prompt:** I am \_\_\_ years old. What is the new covenant that Jesus talked about in Luke 22:20?

*Parents, have your child tell you everything he has learned about Jesus and the new covenant. words on the lines below.*

---

---

---

---

---

**"I am the good shepherd. The good shepherd lays down his life for the sheep."  
~ John 10:11**

The bread and the wine are symbols representing something else. Jesus explained these symbols to His disciples.

**Ask AI Prompt:** I am \_\_\_ years old. What is the meaning of the bread and wine? Record your answers in this [Symbols shutterflap book](#) and add it to your lapbook.



**Ask AI Prompt:** I am \_\_\_ years old. What is John 3:16?  
*Read John 3:16 and write it below.*



A large rectangular area enclosed by a red border, containing ten horizontal lines for writing. The lines are evenly spaced and extend across most of the width of the red frame.





What was Jesus telling us in this special verse? *Write your answer below.*

---

---

---

**Ask AI Prompt:** I am \_\_\_ years old. In Mark 14:32-39, where did Jesus and some of the disciples go after having their meal that evening? *Fill in your answer below.*

Garden of \_\_\_\_\_

**Ask AI Prompt:** I am \_\_\_ years old. Which disciples did Jesus take with Him to pray that night?

*Circle the correct answers below.*



Andrew



Matthew



John



Peter



James



Philip

Did they stay awake or fall asleep while Jesus prayed? *Circle your answer below.*



**awake**



**asleep**

**Ask AI Prompt:** I am \_\_\_ years old. What happened in Mark 14:32-48 after Jesus finished praying in the Garden of Gethsemane?

*Write your answer below.*

---

---

---

**Ask AI Prompt:** I am \_\_\_ years old. In Matthew 26:14-16, who was Judas?

*Write your answer below.*

---

---

**Ask AI Prompt:** I am \_\_\_ years old. In Matthew 26:14-16, what Old Testament prophecy about the betrayal of Jesus was fulfilled?

*Below, write where this prophecy is found in the Old Testament. Include the book, chapter, and verse.*

---

You've already learned about four prophecies Jesus fulfilled. *Review them with this [Old Testament Prophecies accordion book](#).*

**Ask AI Prompt:** I am \_\_\_ years old. How would you describe what the word sin means and how Jesus washes away sin?

*Write your answer below.*

---

---

---

**Ask AI Prompt:** I am \_\_\_ years old. According to Romans 3:23, have a few people or all people sinned?

*Color the correct answer below.*



**Ask AI Prompt:** I am \_\_\_ years old. After Jesus was betrayed in the Garden of Gethsemane, He was arrested and tried in several courts before religious and Roman rulers. Please share Mark 14:53-65, Mark 15:1-15 and Isaiah 53:7.

**Ask AI Prompt:** I am \_\_\_ years old. Who was Caiaphas? What did he have to do with Jesus in Matthew 26:59-68? *Write your answer below.*

---

---

---



**Ask AI Prompt:** I am \_\_ years old. What does the word “evasion” mean?  
*Write your answer below.*

---

---

**Ask AI Prompt:** I am \_\_ years old. Who was Pontius Pilate, and what did he have to do with Jesus in Matthew 27:11-26?

*Write your answer below.*

---

---



# Painting of the Day

## The Last Supper



Today, take a look at one of the most famous paintings of the Last Supper.

**Ask AI Prompt:** I am \_\_ years old. Please share an image of the Last Supper. What is the name of the artist who painted this picture?

*Write your answer below.*

---

---

**Ask AI Prompt:** I am \_\_ years old. When and where was Leonardo da Vinci born?


*Write your answer below.*

---

---

**Ask AI Prompt:** I am \_\_ years old. Where in the world do you find Leonardo da Vinci's The Last Supper painting?

*Color this country **purple** on your [world map](#).*



## Just for Fun

As the calendar moves closer to Good Friday, consider planning a few new traditions for this special weekend. For example, when I was a child, most businesses closed at noon on Good Friday, and the afternoon was spent quietly at home. Some families would keep the curtains drawn and the lights off until 3 p.m.—to remind everyone of the events of that day. Perhaps you can do something similar at your house, to help your children remember and begin to understand the events of the day. Together, read about these events from the Bible or a favorite children’s Bible and talk about them as a family. Later in the afternoon, open up the house, turn on the lights, and get busy preparing for the celebration on Sunday!

## Internet Resources

**Ask AI Prompt:** I am \_\_\_ years old. Please share resources on: Last Supper Activities, Garden of Gethsemane Coloring Page, John 3:16 Coloring Page and a 3D Paper Cross Craft.

## Spelling/Vocabulary

- fear
- forgive

Follow [this link](#) to find the spelling/vocabulary words activity.

## Optional Words for More Challenge

- accused
- pardon

Follow [this link](#) to find the challenge words activity.

## Book Ideas

*My First Story of Easter*, Tim Dowley. ISBN 0802417671

*The Very First Easter*, Paul L. Maier. ISBN 0758606273

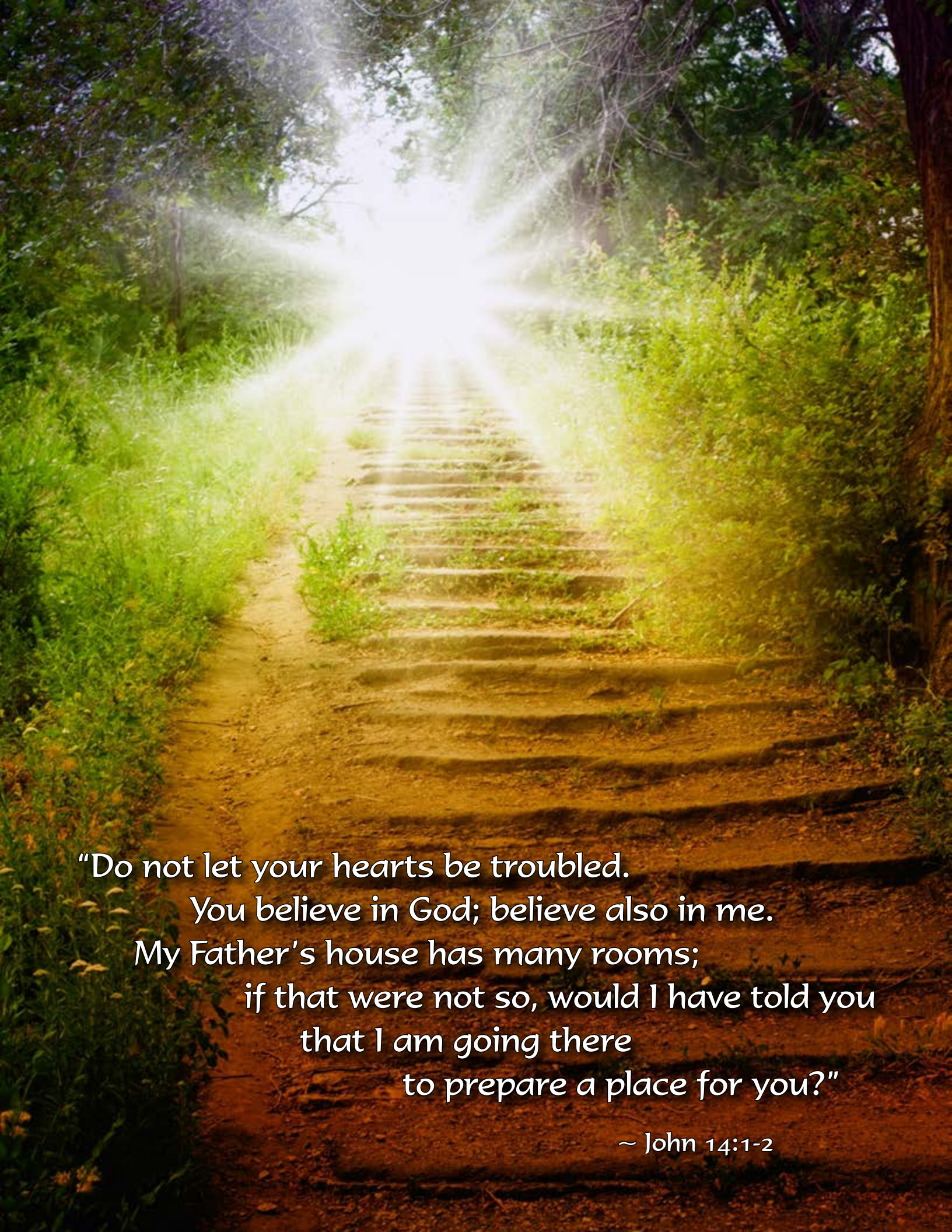
*The Easter Story*, Carol Heyer. ISBN 0824953630

*The Silver Chalice*, Thomas B. Costain. ISBN 0829423508

*In Jesus' Time: Teaching Bible History to Children of All Ages*, Kathryn L. Merrill and Kristy L. Christian. ISBN 0935834931







"Do not let your hearts be troubled.  
You believe in God; believe also in me.  
My Father's house has many rooms;  
if that were not so, would I have told you  
that I am going there  
to prepare a place for you?"

~ John 14:1-2

# QUEST 4

## What Is Good Friday?

To get started on our learning adventure today, watch these helpful videos:

**Ask AI Prompt:** I am \_\_\_ years old. Please

share videos for kids on Kids Tell the

Easter Story and the Sight & Sound

Easter.

There is another day that we observe as Christians, called Good Friday.

**Ask AI Prompt:** I am \_\_\_ years old. What is Good Friday?

*Write your answer below.*

---


---

---

Why is it called Good Friday? *Write your answer below.*

---

---



Good Friday is both a day of sadness because Jesus was crucified, and a day to give thanks for His sacrifice to save us.

Color and cut out the "Good Friday" square on the [cutout page](#) and paste it on the correct date of the [calendar](#) you are creating this week.

Ask a grandparent or family friend about how they celebrated Easter as a child. What are their favorite memories of Easter? Do they remember observing Good Friday? Write down the answers given on the lines below.



---

---

---

---

---

---

---

---



---

---

---

---

---

---

---

---

Yesterday you learned that Jesus was tried in several courts, before religious and Roman rulers, and sentenced to die by crucifixion.

**Ask AI Prompt:** I am \_\_\_ years old. Please share Luke 23:26-46, Isaiah 53:4-6 and Isaiah 53: 10-11.

**Ask AI Prompt:** I am \_\_\_ years old. In Luke 23:34, in the middle of Jesus' suffering that day, what did He say about the people?

*Write your answer below.*

---

---

---

**Ask AI Prompt:** I am \_\_\_ years old. In Luke 23:39-43, Jesus spoke to one of the men who was crucified with Him—what did He say?

*Write your answer below.*

---

---

---




**Ask AI Prompt:** I am \_\_\_ years old. Please share Luke 23:44-46 and Psalm 31:5. What were the last words spoken by Jesus on that day?

*Write your answer below.*

---

---




**Ask AI Prompt:** I am \_\_\_ years old. In Matthew 27:57-60, who was Joseph of Arimathea?

*Write your answer below.*

---

---



**Ask AI Prompt:** I am \_\_\_ years old. In John 19:38-42, how was Joseph of Arimathea involved at the end of Jesus' life on Earth?

*Write your answer below.*

---

---

---

# Painting of the Day

## The Crucifixion



**Ask AI Prompt:** I am \_\_\_ years old. Please share an image of *The Crucifixion* painting. What is the first thing you notice about the painting?  
*Write your answer below.*



Even though this picture can make us feel sad, we do know that something wonderful would soon happen after Jesus was crucified. That's part of the Easter promise!

Let's take a moment to meet the disciples of Jesus.

**Ask AI Prompt:** I am \_\_ years old. What is a disciple?

*Write your answer below.*

---

---

**Ask AI Prompt:** I am \_\_ years old. Please share Mark 3:13-19. Explain what Fishers of Men means. How many men did Jesus choose as disciples?

*Color the correct answer below.*

30

16

20

9

12

24

10

3

**Ask AI Prompt:** I am \_\_\_ years old. In Mark 3:13-19, what are the names of the 12 disciples?  
*Write your answers below.*



---



---



---



---



---



---



---



---



---



---



---



---

Add this [Twelve Disciples matchbook](#) to your lapbook.

**Ask AI Prompt:** I am \_\_\_ years old. In Mark 3:17, Jesus gave an interesting nickname to James the son of Zebedee and his brother, John. What nickname did Jesus give these disciples?

*Write your answer below.*

---

---



**Ask AI Prompt:** I am \_\_\_ years old. In Matthew 4:18-22, when Jesus called His first disciples to follow Him, the men were working along a sea. What were the men doing, and what is the name of the sea? Please share a video for kids on the Sea of Galilee.

*Fill in your answer below.*

The men were \_\_\_\_\_ at the  
\_\_\_\_\_ of \_\_\_\_\_.

*Mark this sea on the [map](#) you are creating this week.*



## Just for Fun

A family dinner on Easter is a tradition in many households around the world. Involve the whole family in planning the meal ahead of time—developing a menu, making the grocery list, and working out a preparation plan. Try to enlist everyone’s help on Saturday, so that you can all enjoy this special Sunday together without spending the day in the kitchen. Enjoy these times with your family and invite others to share in your joy, your blessings, and your faith on this day of celebration!

**Ask AI Prompt:** Please share recipes for an Empty Tomb Cake and for Hot Cross Buns.

## Internet Resources

**Ask AI Prompt:** I am \_\_\_ years old. Please share resources for: Easter Story Cookie Recipe, The 12 Disciples, Twelve Disciples Song, Tax Collector, Jesus Boat Museum and a video for kids on the Story of the Jesus Boat.

## Spelling/Vocabulary

- believe
- Calvary

Follow [this link](#) to find the spelling/vocabulary words activity.

## Optional Words for More Challenge

- scourge
- Apostle

Follow [this link](#) to find the challenge words activity.

## Book Ideas

*Journey, Easter Journey*, Dandi Daley Mackall. ISBN 1400305136


*Benjamin's Box: A Resurrection Story*, Melody Carlson. ISBN 0310700442

*The Robe*, Lloyd C. Douglas. ISBN 1444627910

*Celebrating the Christian Year* (Building Family Traditions Around All the Major Christian Holidays), Martha Zimmerman. ISBN 1568659466

*The Family Hand-Me-Down Book: Creating and Preserving Family Traditions*, Debbie Trafton O'Neal. ISBN 0806640359



A composite image of Earth and the Moon in space. The Earth is the large, blue and white sphere on the right, showing continents and clouds. The Moon is the smaller, grey sphere on the left. The background is a dark blue/black space filled with numerous small white stars.

*"For God so loved the world  
that he gave his one and only Son,  
that whoever believes in him  
shall not perish but have eternal life."*

*~ John 3:16*

# QUEST 5

## Jesus' Resurrection

In this last quest, we will investigate the amazing events that occurred on the third day after Jesus' crucifixion.

**Ask AI Prompt:** I am \_\_\_ years old. Please share videos for kids on:

Garden Tomb, Jerusalem, Inside Garden

Tomb, Jerusalem and Hope's Song.

**Ask AI Prompt:** I am \_\_\_ years old. In Matthew 28:1-11, who discovered that Jesus' tomb was empty?

*Write your answer below.*

---

---



**Ask AI Prompt:** I am \_\_\_ years old. In Mathew 28:1-4, who rolled the stone away from the entrance of Jesus' tomb? *Write your answer below.*

---

What did the angel tell Mary? Use this alphabet code to write the answer below: A=Z, B=Y, C=X, D=W, E=V, F=U, G=T, H=S, I=R, J=Q, K=P, L=O, M=N.

**Ask AI Prompt:** I am \_\_\_ years old. Please share Mark 16:5-6 and the Old Testament Prophecy.

\_\_\_\_\_  
S V S Z H I R H V M !

**Ask AI Prompt:** I am \_\_\_ years old. Pilate had stationed guards at the tomb after Jesus was buried. What happened to them in Matthew 28:1-4 when the angel rolled back the door of the tomb? Write your answer below.

---

---

**Ask AI Prompt:** I am \_\_\_ years old. What would it have felt like in John 20:1-10 to be Peter and hear the news, then see the empty tomb? Write your answer below.

---

---

---

---



**Ask AI Prompt:** I am \_\_\_ years old. Who was Thomas in Matthew 10:2-4?  
*Write your answer below.*

---

**Ask AI Prompt:** I am \_\_\_ years old. In John 20:19-29 what did Thomas think when he heard that Jesus had risen from the grave?  
*Write your answer below.*

---

**Ask AI Prompt:** I am \_\_\_ years old. What does the word “doubt” mean?  
*Write your answer below.*

---

---


**Ask AI Prompt:** I am \_\_\_ years old. In John 20:19-29 where does the saying “Doubting Thomas” come from?

*Write your answer below.*

---

---

---



# Painting of the Day

## The Resurrection



**Ask AI Prompt:** I am \_\_\_ years old. Please share an image of *The Resurrection Painting*. What is the first thing you notice about the painting?

Write your answer below.

---

---

---

Read through the list of words below. Do you see any words that describe how you feel when looking at this painting? Circle the words that best describe how you feel when you look at this painting.

|         |           |           |           |
|---------|-----------|-----------|-----------|
| sad     | happy     | unhappy   | calm      |
| hope    | dull      | joy       | gloomy    |
| joyless | cheerful  | sorrow    | cheerless |
| regret  | thankful  | pain      | forgiven  |
| elated  | heartache | delighted | upset     |



After the Resurrection, Jesus appeared many times to His disciples. One of these times was when the disciples were fishing, and what a catch they had!

**Ask AI Prompt:** I am \_\_\_ years old. Please share John 21:1-14. *Read about this appearance, then draw a picture or tell what happened in your own words below.*

A large rectangular area enclosed by a double brown border, intended for drawing or writing. It contains seven horizontal black lines. In the bottom right corner of this area, there is an illustration of three fish stacked vertically.

Jesus appeared on the road to Emmaus.

**Ask AI Prompt:** I am \_\_\_ years old. Who did Jesus appear to in Luke 24:13-35, and what happened?

*Write your answer below.*

---

---

---

What do you think it would have been like to see Jesus standing beside you, after you had watched Him die on the cross the week before? How would you have felt, and what would you ask Him? *Parents, as your child talks, write down his exact words on the lines below.*

---

---

---

---

---

---


---

---



**Ask AI Prompt:** I am \_\_\_ years old. What is salvation?

In your own words, tell what salvation means to you. *Write your answer below.*



A large purple-bordered box containing a writing area with horizontal lines. On the left side of the box, there is a golden cross and a cluster of white lilies with green leaves.

Jesus' life, death, and resurrection prepared the way for those who believe in Him to be with Him forever in heaven.

**Ask AI Prompt:** I am \_\_\_ years old. Please share John 14:1-6. Why did Jesus have to die? Why is He called The Way, the Truth and the Life?

*"Jesus Christ  
is the same  
yesterday  
and today  
and forever."*

*~ Hebrews 13:8*

**Ask AI Prompt:** I am \_\_ years old. Please share John 14:6.  
*Write John 14:6 below.*



**Ask AI Prompt:** I am \_\_ years old. In Acts 1:3, for how many days after the Resurrection did Jesus appear to His disciples?

*Color the correct answer below.*

40

15

20


**Ask AI Prompt:** I am \_\_ years old. In Luke 24:50-51, what happened on the hillside with His disciples watching? Where did Jesus go?

*In the box below, draw a picture of what this scene might have looked like.*





Review the events of Jesus' life from His birth to His ascension with these [Life of Christ event strips](#). When you are finished, put the strips in the pocket and add the mini book to your lapbook.

Many stained glass windows in churches around the world show Jesus ascending to heaven. **Ask AI Prompt:** I am \_\_\_ years old. Please share an image of a beautiful stained glass window of Jesus' ascension. What is the first thing you notice about this window? Write your answer below.



A decorative rectangular frame with a colorful stained glass pattern. The pattern consists of repeating geometric shapes in red, yellow, purple, green, and blue. Inside the frame is a white rectangular area with horizontal lines for writing.

*Make your own stained glass picture. Color the stained glass cross picture with crayons. Soak a cotton ball in baby oil or cooking oil and rub it gently over the entire page. Let the paper dry completely. Once it is dry, hang it in a sunny window.*



**Ask AI Prompt:** I am \_\_\_ years old. In Matthew 28:18-20, what instructions did Jesus give the disciples that we should also follow today? *Write your answer below.*

A scroll of aged, yellowish parchment with dark, irregular edges. The scroll is unrolled and held by two dark wooden rollers at the top and bottom. Ten horizontal black lines are drawn across the center of the scroll, providing space for writing.

You've learned so much about our Savior, Jesus Christ, this week! Write a [\*diamante poem\*](#) about Jesus. When the poem is completed, add it to your lapbook.



## Just for Fun

Some of my fondest memories of childhood holidays surround Easter—observing Good Friday and then getting up before dawn on Easter morning to attend a sunrise worship service. It was still cool in the morning, so we would all bundle up, pile into the station wagon, and head for the service. I remember walking through the park to get to the service—it was dark and hushed, and I would think about what the women at the tomb felt like, early that special morning. As we would place our blankets on the ground and gather round, all eyes would be on the eastern horizon, watching for the first light breaking on a wonderful day. The singing would begin, and I would be mesmerized with the music and the wonder of the breaking day. If possible, attend a sunrise service with your family, planning ahead for the event. Have everyone gather blankets, a few Thermoses for coffee and hot chocolate, and perhaps enlist the help of the whole family on Saturday as you make a batch of muffins or Hot Cross Buns. Pack up on Saturday evening and begin Resurrection Day with “Christ is risen!” He is risen, indeed!

## Internet Resources

**Ask AI Prompt:** I am \_\_\_ years old. Please share resources for a Great Commission Craft and a The Lord Is Risen Indeed! He Is Risen Coloring Page.

## Spelling/Vocabulary

- rise
- remember

Follow [this link](#) to find the spelling/vocabulary words activity.

## Optional Words for More Challenge

- ascend
- eternity

Follow [this link](#) to find the challenge words activity.

## Book Ideas

*The Parable of the Lily*, Liz Curtis Higgs. ISBN 1400308445

*Miracle in the Morning: The Wonderful Story of Easter*, Mary E. Erickson. ISBN 078143386X

*Peter's First Easter*, Walter Wangerin. ISBN 0310222176

*He Is Alive!* Helen Haidle. ISBN 0310700337

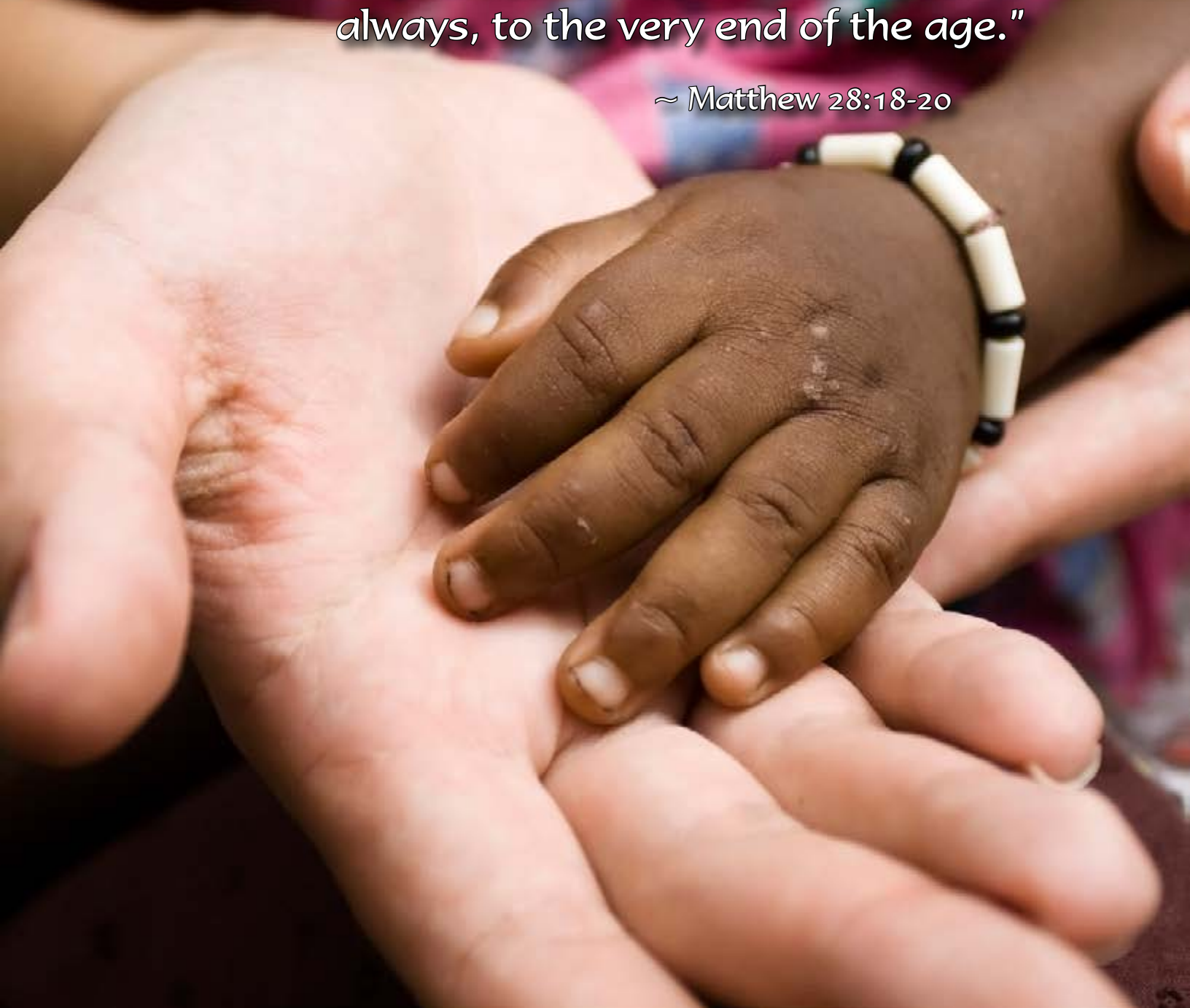
*Tell Me About Heaven*, Randy Alcorn. ISBN 1581348533

*Heaven for Kids*, Randy Alcorn. ISBN 1414310404



"Then Jesus came to them and said,  
"All authority in heaven and on earth has  
been given to me. Therefore go and make  
disciples of all nations, baptizing them in  
the name of the Father and of the Son and  
of the Holy Spirit, and teaching them  
to obey everything I have commanded  
you. And surely I am with you  
always, to the very end of the age."

~ Matthew 28:18-20



# EASTER PROMISE

## Certificate of Exploration

My learning adventures with Download N Go® 2.0 *Easter Promise* are complete.

I've learned so much, and my favorite part was:

---

---

---

---

Student's Name

Date

# FUN FAMILY IDEAS

1. One of my favorite projects is to take an inexpensive, twin-size white sheet from a discount store and create a holiday tablecloth. Have your children decorate it with fabric paint and markers as you work through *Easter Promise*. Wash the sheet first, then put something like newspaper or kraft paper between the sheet and the table, to prevent any permanent marks on your tabletop. Your children can draw maps, write spelling words, illustrate special scenes, and tell the Easter story on the tablecloth. This tablecloth will become a special part of future Easter celebrations, and you can have your family and Easter guests sign the tablecloth, too!
2. While working on this study, consider having your student(s) create a timeline of the events in Israel's history, using a roll of kraft or banner paper. If the children are young, you might want to put in the years and a few other details for them, before they begin adding their own drawings to the right place on the timeline. They can illustrate what they learned about this week, as well as biblical events in the life of Jesus, from His birth to Ascension Day. It can make a lasting memory for them, and you can hang up the timeline year after year as an Easter decoration, reminding them of all that they learned about Jesus and His gift to us.
3. This is a time of year when families can work together to help others in need, sharing our time as well as our faith. Gather your family together and brainstorm about possible opportunities, including those with your church, community, or neighborhood. Perhaps your family might help organizations like a local children's home, homeless shelter, food pantry, or the Salvation Army. These organizations would be happy to send a list of things that they need or give you an idea of help that is welcome.
4. After you have all had a chance to learn about Easter and where these events took place in Israel, take one evening to come up with a family "dream vacation" of the Holy Land. Gather everyone together and ask what one place in Israel they would like to see if they could travel there, and then collect everyone's choices and write them down to make an itinerary for your family dream trip. Work together to find out just how much it would cost to take your dream trip, and then start saving!
5. Consider a family movie night watching one of the following classic movies for Easter: *Jesus*, *Ben-Hur*, *The Robe*, or *The Greatest Story Ever Told*.

## Learning Links

**Ask AI Prompt:** Please share resources for:

Messianic Prophecies Fulfilled in Jesus

Daily Scripture Readings for Easter

Audio Bible

Matthew Henry's Commentary on Matthew 26

The Easter Story

Fishing and Forgiving

How Do I Get to Heaven?

Easter Acrostic Story

The Angel's Tidings

The Wonderful Draught of Fishes

The Good Shepherd

The Pharisee and the Tax-Gatherer

Feeding Five Thousand

Christ Walking on the Sea

Curing the Incurable

The House Built Upon the Sand

Healing the Centurion's Servant

The Rich Fool

Sowing the Seed

The Good Samaritan

The Prodigal Son

Man With the Withered Hand

The Parable of the Talents

Jesus Blesses the Children

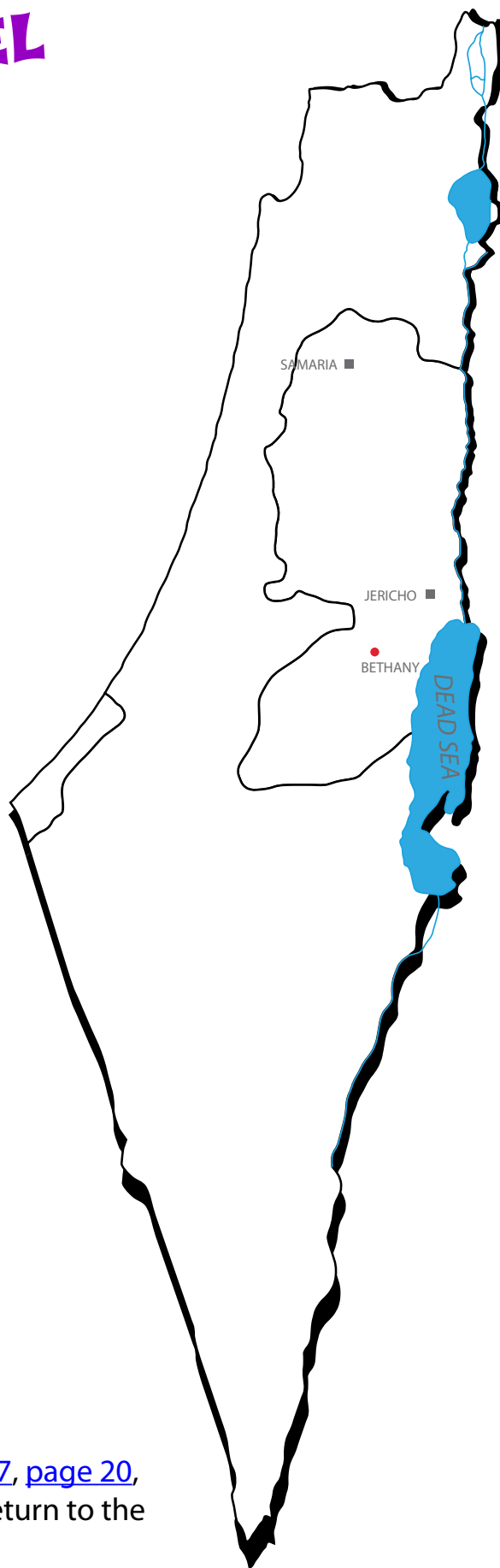
# WORLD MAP



When you are finished, click [page 20](#), [page 21](#), [page 22](#), and [page 53](#) to return to the main text of the book.



# MAP OF ISRAEL






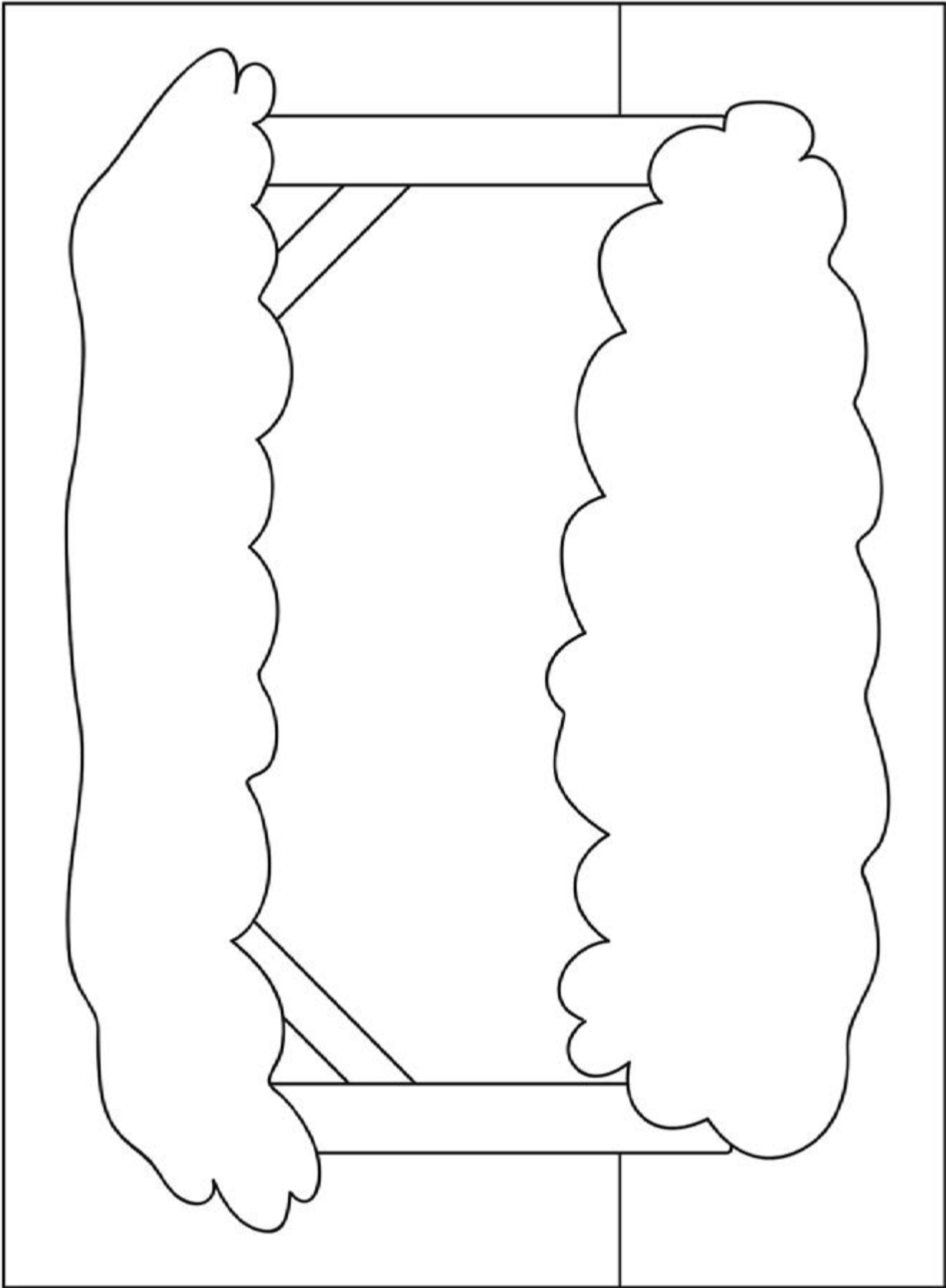
When you are finished, click [page 17](#), [page 20](#), [page 28](#), [page 37](#), and [page 64](#) to return to the main text of the book.

Use these cutouts for calendar activity on [page 14](#), [page 39](#), and [page 58](#).



Use these cutouts and paste on the next page for the Nativity activity on [page 17](#).





# SPELLING/VOCABULARY

**Directions:** Cut each piece out (ten pieces plus cover). Write the spelling or vocabulary word in the box.

Upon completion of the final quest, stack the pieces together with cover on top, and staple at the top of the book.

When you are finished, click the day to return to the main text of the book: [Quest 1](#), [Quest 2](#), [Quest 3](#), [Quest 4](#), and [Quest 5](#).

## Cover Page



## New Words

### Quest One



a male child in relation to  
his parents



a quality or feeling of  
strong or constant  
affection for and  
dedication to another

## Quest Two




to deliver from sin



worthy of complete  
devotion and honor

## Quest Three



scared or worried



forgive

## Quest Four



to have faith or confidence




place outside ancient  
Jerusalem where Jesus  
was crucified

## Quest Five



to return from death




to think of again,  
to keep in mind



# VOCABULARY CHALLENGE WORDS

Directions: Cut on the solid lines. Write in definitions. Stack pages together with cover on top and staple on the left side.

|  |  |
|--|--|
| <p><b>Easter<br/>Dictionary</b></p>  | <p><b>Savior</b></p> <hr/> <hr/> <hr/> <hr/> <hr/> <hr/> <hr/> <hr/>     |
| <p><b>faith</b></p> <hr/> <hr/> <hr/> <hr/> <hr/> <hr/> <hr/> <hr/>  | <p><b>triumphant</b></p> <hr/> <hr/> <hr/> <hr/> <hr/> <hr/> <hr/> <hr/> |

When you are finished, click the day to return to the main text of the book: [Quest 1](#), [Quest 2](#), [Quest 3](#), [Quest 4](#), and [Quest 5](#).

**feast**

---

---

---

---

---

---

---

---

---

---

**accused**

---

---

---

---

---

---

---

---

---

---

**pardon**

---

---

---

---

---

---

---

---

---

---

**scourge**

---

---

---

---

---

---

---

---

---

---

**Apostle**

---

---

---

---

---

---

---

---

---

---

**ascend**

---

---

---

---

---

---

---

---

---

---

**eternity**

---

---

---

---

---

---

---

---

---

---

# JESUS' MIRACLES

**Directions:** Cut out the five pieces using the solid lines as your guide. Stack pieces together with the longest on the bottom and the shortest on the top. Staple at the top of the book.

When you are finished, [click here](#) to return to the main text of the book.

# **Jesus' Miracles**



**Walking on Water**

**The Paralytic**

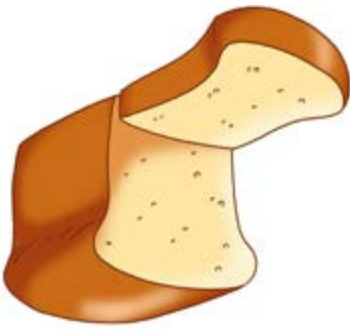
|                |                          |
|----------------|--------------------------|
|                |                          |
|                |                          |
|                |                          |
|                |                          |
|                |                          |
|                |                          |
|                |                          |
|                |                          |
|                |                          |
|                |                          |
|                |                          |
|                |                          |
| <b>Lazarus</b> |                          |
|                | <b>Five Thousand Fed</b> |

# LAST SUPPER SYMBOLS

**Directions:** Cut on the solid lines. Fold on the dotted lines, folding flaps to the front and folding the title down. If desired, glue the title down.

Record Jesus' explanation of these Last Supper symbols under the flaps.

When you are finished, [click here](#) to return to the main text of the book.



**Bread**



**Wine**

**Last Supper  
Symbols**



# OLD TESTAMENT PROPHECIES

**Directions:** Cut on black lines. Glue strips as indicated on tabs. Accordion fold on dotted lines. Paste the prophecies to the appropriate pages of your book.

In order to prevent the accordion book from flopping in your lapbook, tie a ribbon around it (with the bow in the front) before you glue the back of the last piece to your lapbook.

When you are finished, [click here](#) to return to the main text of the book.

**Old Testament**

**Prophecies**



**Micah 5:2**

**Isaiah 9:6-7**

**Zechariah 9:9**

**Zechariah 11:12**

Glue to the back of the first strip.

**Jesus would come  
from the line of  
David.**

**The Messiah  
(Jesus) will be  
born in  
Bethlehem.**

**Jesus would be  
betrayed for 30  
pieces of silver.**

**Jesus would enter  
Jerusalem riding  
on a donkey.**

# TWELVE DISCIPLES

**Directions:** Cut on the solid lines. Using the dotted lines as your guide, fold the book like a matchbook. List the names of Jesus' twelve disciples inside the book.

When you are finished, [click here](#) to return to the main text of the book.

# Twelve Disciples



# THE LIFE OF CHRIST

**Directions:** Cut pocket out as one piece. Fold bottom flap under. Fold side flaps under. Glue the back of the pocket to your lapbook.

Cut out event strips on the solid lines. Put the strips in chronological order. Store the strips in the pocket.

When you are finished, [click here](#) to return to the main text of the book.

Side Flap



# **The Life of Christ**

Bottom Flap

Side Flap

**Jesus is born in Bethlehem.**

**Jesus goes to the temple with  
Joseph and Mary.**

**Jesus is baptized.**

**Jesus turns water into wine at  
a wedding.**

**Jesus enters Jerusalem riding  
on a donkey.**

**Jesus shares a special meal  
with his disciples.**

**Jesus goes to the Garden of  
Gethsemane to pray.**

**Jesus is arrested.**

**Jesus dies on a cross.**

**Jesus is risen!  
The tomb is empty.**

**Jesus ascends to heaven.**



# DIAMANTE POEM

A diamante poem is a poem in the shape of a diamond. Each line uses specific types of words.

The first line is going to be the name Jesus or [another name for Jesus](#).

The second line is going to be two words that describe Jesus.

The third line is going to be three -ing words about Jesus.

The fourth line should include four nouns or a short phrase about Jesus.

The fifth line is three more -ing words.

The sixth line is two more describing words.

The seventh line is [another name for Jesus](#).

**Directions:** Use the form on the next page to complete your diamante poem. Paste it inside (or to the back of) your lapbook.

When you are finished, [click here](#) to return to the main text of the book.



# ***My Diamante Poem***



Empty rectangular box for the first line of the poem.

Empty rectangular box for the second line of the poem.

Empty rectangular box for the second line of the poem.

Empty rectangular box for the third line of the poem.

Empty rectangular box for the third line of the poem.

Empty rectangular box for the third line of the poem.

Wide empty rectangular box for the fourth line of the poem.

Empty rectangular box for the fifth line of the poem.

Empty rectangular box for the fifth line of the poem.

Empty rectangular box for the fifth line of the poem.

Empty rectangular box for the sixth line of the poem.

Empty rectangular box for the sixth line of the poem.

Wide empty rectangular box for the seventh line of the poem.